

MORE AT [foxsheets.com](https://foxsheets.com)



statfox | NBA












**MARCH 2-4**

**WEEKEND 6-PACK**

**\$19.95**



**MARCH 2-4**

	<b>DALLAS</b>	<b>AT</b>	<b>NEW ORLEANS</b>	
	<b>GOLDEN STATE</b>	<b>AT</b>	<b>PHILADELPHIA</b>	
	<b>L.A. CLIPPERS</b>	<b>AT</b>	<b>PHOENIX</b>	
	<b>MINNESOTA</b>	<b>AT</b>	<b>PORTLAND</b>	
	<b>NEW YORK</b>	<b>AT</b>	<b>BOSTON</b>	
	<b>MIAMI</b>	<b>AT</b>	<b>L.A. LAKERS</b>	



Friday, March 2, 8 pm ET



**DALLAS**  
21-15 SU, 19-17 ATS

AT

**NEW ORLEANS**  
8-27 SU, 17-18 ATS



DALLAS LAST 15 GAMES

DATE	OPPONENT	SCORE	ATS
1/30	at Phoenix	W 122-99	W (-5)
2/1	vs Okla City	L 95-86	L (-1)
2/3	vs Indiana	L 98-87	L (-4½)
2/4	at Cleveland	L 91-88	L (-5½)
2/8	at Denver	W 105-95	W (-1)
2/10	at Minnesota	W 104-97	W (-2)
2/11	vs Portland	W 97-94	L (-4)
2/13	vs LA Clippers	W 96-92	L (-4½)
2/15	vs Denver	W 102-84	W (-6½)
2/17	at Philadelphia	W 82-75	W (+3½)
2/19	at New York	L 104-97	L (-2)
2/20	vs Boston	W 89-73	W (-9½)
2/22	vs LA Lakers	L 96-91	L (-4½)
2/28	vs New Jersey	L 93-92	L (-10½)
2/29	at Memphis	L 96-85	L (+2)

The Mavs have come out of the All-Star break remarkably flat, and now Dirk Nowitzki is questionable for Friday with back problems. New Orleans, meanwhile, continues to frustrate opponents. Before dropping a home game to Toronto on Wednesday (after playing in Chicago the previous night), the Hornets had covered in seven straight games. And they play the kind of slow, deliberate style that should keep this one within reach.

NEW ORLEANS LAST 15 GAMES

DATE	OPPONENT	SCORE	ATS
1/30	at Miami	L 109-95	L (+12½)
2/1	vs Phoenix	L 120-103	L (-1)
2/2	at San Antonio	L 93-81	L (+10½)
2/4	at Detroit	L 89-87	L (-1)
2/6	vs Sacramento	L 100-92	L (-2)
2/8	vs Chicago	L 90-67	L (+10½)
2/10	vs Portland	L 94-86	L (+7)
2/13	vs Utah	W 86-80	W (+5)
2/15	at Milwaukee	W 92-89	W (+9½)
2/17	at New York	W 89-85	W (+9½)
2/20	at Okla City	L 101-93	W (+10½)
2/21	at Indiana	L 117-108	W (+10)
2/22	at Cleveland	W 89-84	W (+5)
2/28	at Chicago	L 99-95	W (+13½)
2/29	vs Toronto	L 95-84	L (-3)

Friday, March 2, 8 pm ET (ESPN)



**GOLDEN STATE**  
14-18 SU, 16-16 ATS

AT

**PHILADELPHIA**  
21-15 SU, 20-16 ATS



GOLDEN STATE LAST 15 GAMES

DATE	OPPONENT	SCORE	ATS
1/27	vs Okla City	L 120-109	L (+4½)
1/31	vs Sacramento	W 93-90	L (-7)
2/2	vs Utah	W 119-101	W (-5½)
2/4	at Sacramento	L 114-106	L (+1½)
2/7	vs Okla City	L 119-116	L (+1½)
2/9	at Denver	W 109-101	W (+6)
2/12	vs Houston	W 106-97	W (-1½)
2/13	vs Phoenix	W 102-96	W (-3)
2/15	vs Portland	L 93-91	L (-5)
2/17	at Okla City	L 110-87	L (+9½)
2/18	at Memphis	L 104-103	W (+6)
2/20	vs LA Clippers	W 104-97	W (+2½)
2/22	at Phoenix	W 106-104	W (+4½)
2/28	at Indiana	L 102-78	L (+6)
2/29	at Atlanta	W 85-82	W (+7)

The Warriors could have G Stephen Curry (foot) back in the lineup, but it may not make a difference. The 76ers are outstanding defensively, especially on their home floor, where they're allowing 84.0 PPG on just 40.9% FG. The Warriors, meanwhile, have scored 78 at Indiana and 85 in Atlanta in their first two games since the All-Star break. And the Sixers have won and covered at home against Golden State in each of the past three years.

PHILADELPHIA LAST 15 GAMES

DATE	OPPONENT	SCORE	ATS
2/1	vs Chicago	W 98-82	W (+2)
2/3	vs Miami	L 99-79	L (+2)
2/4	at Atlanta	W 98-87	W (+2½)
2/6	vs LA Lakers	W 95-90	W (-4½)
2/8	vs San Antonio	L 100-90	L (-3½)
2/10	vs LA Clippers	L 78-77	L (-3½)
2/11	at Cleveland	W 99-84	W (-7½)
2/13	at Charlotte	W 98-89	L (-12)
2/15	at Orlando	L 103-87	L (+3)
2/17	vs Dallas	L 82-75	L (-3½)
2/19	at Minnesota	L 92-91	L (-1)
2/21	at Memphis	L 89-76	L (-1½)
2/22	at Houston	L 93-87	L (+4)
2/28	at Detroit	W 97-68	W (-3½)
2/29	vs Okla City	L 92-88	L (+3)



GOLDEN STATE.....89  
PHILADELPHIA.....99

PLAY ON: PHILADELPHIA -7

Friday, March 2, 10:30 pm ET (ESPN)



L.A. CLIPPERS  
21-12 SU, 19-14 ATS

AT

PHOENIX  
15-20 SU, 15-19-1 ATS



L.A. CLIPPERS LAST 15 GAMES

DATE	OPPONENT	SCORE	ATS
2/1	at Utah	W 107-105	L (-2½)
2/2	vs Denver	L 112-91	L (-1)
2/4	at Washington	W 107-81	W (-8½)
2/6	at Orlando	W 107-102	W (-1½)
2/8	at Cleveland	L 99-92	L (-6½)
2/10	at Philadelphia	W 78-77	W (+3½)
2/11	at Charlotte	W 111-86	W (-9½)
2/13	at Dallas	L 96-92	W (+4½)
2/15	vs Washington	W 102-84	W (-12½)
2/16	at Portland	W 74-71	W (-2)
2/18	vs San Antonio	L 103-100	L (-2½)
2/20	at Golden State	L 104-97	L (-2½)
2/22	vs Denver	W 103-95	L (-9)
2/28	vs Minnesota	L 109-97	L (-6½)
3/1	at Sacramento	W 108-100	W (-4)

The Clippers have played nine road games since the start of February, going 6-3 (SU and ATS). L.A. has also been a great bet as a favorite, going 15-5 SU (12-7-1 ATS, 63%). Phoenix will get its points, but if this game is a shootout, the Clippers should prevail. In the last five seasons, well-rested (six or less games in 14 days) NBA road teams are 31-8 ATS in games where the line is +3 to -3 after a road game in which both teams scored 100 or more points.

PHOENIX LAST 15 GAMES

DATE	OPPONENT	SCORE	ATS
2/1	at New Orleans	W 120-103	W (+1)
2/3	at Houston	L 99-81	L (+7)
2/4	vs Charlotte	W 95-89	L (-10)
2/6	at Atlanta	W 99-90	W (+8)
2/7	at Milwaukee	W 107-105	W (+8½)
2/9	vs Houston	L 96-89	L (-4)
2/11	at Sacramento	W 98-84	W (+2½)
2/13	at Golden State	L 102-96	L (+3)
2/14	at Denver	L 109-92	L (+10½)
2/15	vs Atlanta	L 101-99	P (+2)
2/17	at LA Lakers	L 111-99	L (+8)
2/19	vs LA Lakers	W 102-90	W (+2½)
2/20	vs Washington	W 104-88	W (-6)
2/22	vs Golden State	L 106-104	L (-4)
3/1	vs Minnesota	W 104-95	W (-4½)



L.A. CLIPPERS.....106  
PHOENIX.....101

PLAY ON: L.A. CLIPPERS -2½



Saturday, March 3, 10 pm ET (NBA TV)



MINNESOTA  
18-19 SU, 20-17 ATS

AT

PORTLAND  
18-18 SU, 18-18 ATS



MINNESOTA LAST 15 GAMES

DATE	OPPONENT	SCORE	ATS
2/3	at New Jersey	W 108-105	L (-4½)
2/4	vs Houston	W 100-91	W (-1½)
2/7	vs Sacramento	W 86-84	L (-7)
2/8	at Memphis	L 85-80	W (+7½)
2/10	vs Dallas	L 104-97	L (+2)
2/11	vs New York	L 100-98	L (-6½)
2/13	at Orlando	L 102-89	L (+4½)
2/15	vs Charlotte	W 102-90	W (-10½)
2/17	at Houston	W 111-98	W (+5)
2/19	vs Philadelphia	W 92-91	W (+1)
2/20	at Denver	L 103-101	W (+3½)
2/22	vs Utah	W 100-98	L (-5½)
2/28	at LA Clippers	W 109-97	W (+6½)
2/29	at LA Lakers	L 104-85	L (+7)
3/1	at Phoenix	L 104-95	L (+4½)

The Blazers are usually unstoppable at home, but they have been very ordinary at Rose Garden in the past month, going 2-5 (SU and ATS). The Timberwolves have lost two straight on the road, but that was with an ill Kevin Love on a brutal back-to-back-to-back. For the season, the Wolves are 10-4 ATS (71%) as an underdog of six points or fewer. Portland is 5-7 ATS within the same spread range when favored, including 2-5 ATS in the past seven such instances.

PORTLAND LAST 15 GAMES

DATE	OPPONENT	SCORE	ATS
2/1	vs Charlotte	W 112-68	W (-16)
2/2	at Sacramento	L 95-92	L (-4)
2/4	vs Denver	W 117-97	W (-6½)
2/6	vs Okla City	L 111-107	L (-1)
2/8	vs Houston	L 103-96	L (-8)
2/10	at New Orleans	W 94-86	W (-7)
2/11	at Dallas	L 97-94	W (+4)
2/14	vs Washington	L 124-109	L (-14½)
2/15	at Golden State	W 93-91	W (+5)
2/16	vs LA Clippers	L 74-71	L (+2)
2/18	vs Atlanta	W 97-77	W (-5½)
2/20	at LA Lakers	L 103-92	L (+4)
2/21	vs San Antonio	W 137-97	W (-7½)
2/29	at Denver	L 104-95	L (+3)
3/1	vs Miami	L 107-93	L (+3½)



MINNESOTA.....97  
PORTLAND.....99

PLAY ON: MINNESOTA +4½\*

\* = estimated line

Sunday, March 4, 1 pm ET (ABC)



**NEW YORK**  
18-18 SU, 16-19-1 ATS

AT

**BOSTON**  
17-17 SU, 13-21 ATS



NEW YORK LAST 15 GAMES

DATE	OPPONENT	SCORE	ATS
2/2	vs Chicago	L 105-102	W (+3½)
2/3	at Boston	L 91-89	W (+6½)
2/4	vs New Jersey	W 99-92	W (-6½)
2/6	vs Utah	W 99-88	W (-3)
2/8	at Washington	W 107-93	W (+1½)
2/10	vs LA Lakers	W 92-85	W (+4½)
2/11	at Minnesota	W 100-98	W (+6½)
2/14	at Toronto	W 90-87	L (-4½)
2/15	vs Sacramento	W 100-85	W (-6½)
2/17	vs New Orleans	L 89-85	L (-9½)
2/19	vs Dallas	W 104-97	W (+2)
2/20	vs New Jersey	L 100-92	L (-8½)
2/22	vs Atlanta	W 99-82	W (-7)
2/23	at Miami	L 102-88	L (+10)
2/29	vs Cleveland	W 120-103	W (-10)

Boston has won nine of 10 vs. New York but the difference in this one could be less statistical and more strategic. Jeremy Lin's success has been largely based on his ability to run the pick-and-roll, and Celtics PF Kevin Garnett is arguably the best pick-and-roll defender ever. He'll likely play center with Jermaine O'Neal out. That would match Garnett up with Tyson Chandler, Lin's primary pick-and-roll partner, which will cause problems for New York.

BOSTON LAST 15 GAMES

DATE	OPPONENT	SCORE	ATS
2/1	vs Toronto	W 100-64	W (-8½)
2/3	vs New York	W 91-89	L (-6½)
2/5	vs Memphis	W 98-80	W (-4)
2/7	vs Charlotte	W 94-84	L (-14)
2/9	vs LA Lakers	L 88-87	L (-3½)
2/10	at Toronto	L 86-74	L (-4)
2/12	vs Chicago	W 95-91	W (+1½)
2/15	vs Detroit	L 98-88	L (-9½)
2/16	at Chicago	L 89-80	L (+7½)
2/19	at Detroit	L 96-81	L (-4½)
2/20	at Dallas	L 89-73	L (+9½)
2/22	at Okla City	L 119-104	L (+8½)
2/28	at Cleveland	W 86-83	L (-3½)
2/29	vs Milwaukee	W 102-96	L (-6½)
3/2	vs New Jersey		



NEW YORK.....86  
BOSTON.....92

PLAY ON: **BOSTON -3\***

\* = estimated line

Sunday, March 4, 3:30 pm ET (ABC)



MIAMI  
28-7 SU, 19-16 ATS

AT

L.A. LAKERS  
21-14 SU, 17-18 ATS



MIAMI LAST 15 GAMES

DATE	OPPONENT	SCORE	ATS
2/1	at Milwaukee	L 105-97	L (-7)
2/3	at Philadelphia	W 99-79	W (-2)
2/5	vs Toronto	W 95-89	L (-16)
2/7	vs Cleveland	W 107-91	W (-13½)
2/8	at Orlando	L 102-89	L (-4)
2/10	at Washington	W 106-89	W (-12)
2/12	at Atlanta	W 107-87	W (-4)
2/13	at Milwaukee	W 114-96	W (-6)
2/14	at Indiana	W 105-90	W (-2)
2/17	at Cleveland	W 111-87	W (-9½)
2/19	vs Orlando	W 90-78	W (-9½)
2/21	vs Sacramento	W 120-108	L (-13½)
2/23	vs New York	W 102-88	W (-10)
3/1	at Portland	W 107-93	W (-3½)
3/2	at Utah		

The Heat have owned this series lately with seven straight ATS wins, including four straight SU victories by 9.0 PPG. On Jan. 19, Miami led L.A. by 21 points after three quarters despite not having Dwyane Wade, who averages 25.1 PPG when facing the Lakers in his career. Kobe Bryant made just 8-of-21 FG in that January loss, while LeBron James had 31 points, eight rebounds, eight assists and four steals. Since 2004, James has a 10-2 record versus Los Angeles.

L.A. LAKERS LAST 15 GAMES

DATE	OPPONENT	SCORE	ATS
1/31	vs Charlotte	W 106-73	W (-13)
2/3	at Denver	W 93-89	W (+4)
2/4	at Utah	L 96-87	L (+2)
2/6	at Philadelphia	L 95-90	L (+4½)
2/9	at Boston	W 88-87	W (+3½)
2/10	at New York	L 92-85	L (-4½)
2/12	at Toronto	W 94-92	L (-6)
2/14	vs Atlanta	W 86-78	W (-5)
2/17	vs Phoenix	W 111-99	W (-8)
2/19	at Phoenix	L 102-90	L (-2½)
2/20	vs Portland	W 103-92	W (-4)
2/22	at Dallas	W 96-91	W (+4½)
2/23	at Okla City	L 100-85	L (+7½)
2/29	vs Minnesota	W 104-85	W (-7)
3/2	vs Sacramento		



MIAMI.....99  
L.A. LAKERS.....94

PLAY ON: MIAMI -2½\*

\* = estimated line