

MORE AT [foxsheets.com](https://foxsheets.com)



statfox | NBA

**APRIL 13-15**













**WEEKEND 6-PACK**

**\$19.95**





**APRIL 13-15**

	<b>ATLANTA</b>	<b>AT</b>	<b>ORLANDO</b>	
	<b>PHOENIX</b>	<b>AT</b>	<b>HOUSTON</b>	
	<b>DALLAS</b>	<b>AT</b>	<b>PORTLAND</b>	
	<b>PHOENIX</b>	<b>AT</b>	<b>SAN ANTONIO</b>	
	<b>MIAMI</b>	<b>AT</b>	<b>NEW YORK</b>	
	<b>DALLAS</b>	<b>AT</b>	<b>L.A. LAKERS</b>	

Friday, April 13, 7 pm ET



**ATLANTA**  
34-24 SU, 30-26-2 ATS

AT

**ORLANDO**  
34-24 SU, 30-28 ATS



ATLANTA LAST 15 GAMES

DATE	OPPONENT	SCORE	ATS
3/16	vs Washington	W 102-88	W (-11½)
3/18	at Cleveland	W 103-87	W (-2½)
3/19	vs Boston	L 79-76	L (-2)
3/21	vs Cleveland	W 103-102	L (-7)
3/23	vs New Jersey	W 93-84	W (-7)
3/24	at Washington	W 95-92	P (-3)
3/25	vs Utah	W 139-133	W (+1)
3/27	at Milwaukee	L 108-101	L (+2)
3/28	vs Chicago	L 98-77	L (+4)
3/30	vs New York	W 100-90	W (-3)
3/31	at Philadelphia	L 95-90	W (+7)
4/4	vs Charlotte	W 120-93	W (-13)
4/6	vs Detroit	W 101-96	L (-9)
4/7	at Charlotte	W 116-96	W (-8)
4/11	at Boston	L 88-86	W (+2½)

Dwight Howard will not play (back spasms), which doesn't bode well for a Magic team that just lost to the Wizards without its star. Atlanta has owned Orlando recently with Howard on the court, going 11-1 ATS (9-3 SU) in the past 12 meetings. The Hawks should be able to completely dominate the lane without the presence of Howard. Atlanta has averaged 52.5 points in the paint in four April games, and big man Josh Smith has 23.5 PPG in his past 11 contests.

ORLANDO LAST 15 GAMES

DATE	OPPONENT	SCORE	ATS
3/14	at San Antonio	L 122-111	L (+7½)
3/16	vs New Jersey	W 86-70	W (-12)
3/18	at Miami	L 91-81	L (+9)
3/19	vs Chicago	L 85-59	L (-2)
3/21	vs Phoenix	W 103-93	W (-8)
3/23	vs Cleveland	W 93-80	W (-9½)
3/26	at Toronto	W 117-101	W (-6)
3/28	at New York	L 108-86	L (-1½)
3/30	vs Dallas	L 100-98	L (-5)
4/1	vs Denver	L 104-101	L (-3½)
4/3	at Detroit	L 102-95	L (-1½)
4/5	vs New York	L 96-80	L (-2½)
4/7	at Philadelphia	W 88-82	W (+6)
4/9	vs Detroit	W 119-89	W (-7½)
4/10	at Washington	L 93-85	L (-4½)



Friday, April 13, 8 pm ET (ESPN)



**PHOENIX**  
30-28 SU, 31-26-1 ATS

AT

**HOUSTON**  
32-26 SU, 31-26-1 ATS



**PHOENIX LAST 15 GAMES**

DATE	OPPONENT	SCORE	ATS
3/16	vs Detroit	W 109-101	W (-5)
3/18	vs Houston	W 99-86	W (-5½)
3/20	at Miami	L 99-95	W (+10½)
3/21	at Orlando	L 103-93	L (+8)
3/23	at Indiana	W 113-111	W (+3½)
3/25	at Cleveland	W 108-83	W (-4)
3/27	vs San Antonio	L 107-100	L (+1½)
3/28	at LA Clippers	L 103-86	L (+7)
4/1	vs New Orleans	W 92-75	W (-10)
4/3	at Sacramento	W 109-100	W (-3)
4/4	at Utah	W 107-105	W (+6)
4/6	at Denver	L 105-99	L (+3)
4/7	vs LA Lakers	W 125-105	W (-2½)
4/9	at Minnesota	W 114-90	W (-2½)
4/11	at Memphis	L 103-94	L (+5½)

The Suns have always enjoyed visiting Houston, going 13-2 ATS (10-5 SU) at Toyota Center since 2004. The Rockets have played well at home this year (20-9 SU, 18-11 ATS), but they have lost two straight in Houston, allowing 103.5 PPG in the two defeats. Don't expect the defense to pick up against a Suns team that has averaged 105.6 PPG on 48% FG, 35% threes and 78% FT during a 5-2 (SU and ATS) April. Phoenix is now 23-14 ATS (62%) since the All-Star break.

**HOUSTON LAST 15 GAMES**

DATE	OPPONENT	SCORE	ATS
3/14	vs Charlotte	W 107-87	W (-8)
3/17	at LA Clippers	L 95-91	W (+7½)
3/18	at Phoenix	L 99-86	L (+5½)
3/20	vs LA Lakers	W 107-104	W (+3)
3/22	vs Golden State	W 109-83	W (-8)
3/24	vs Dallas	L 101-99	L (-3)
3/26	vs Sacramento	W 113-106	W (-6)
3/27	at Dallas	L 90-81	L (+7)
3/30	vs Memphis	W 98-89	W (-1½)
4/1	vs Indiana	L 104-102	L (-3½)
4/2	at Chicago	W 99-93	W (+8)
4/6	at LA Lakers	W 112-107	W (+6)
4/8	at Sacramento	W 104-87	W (-4)
4/9	at Portland	W 94-89	W (+2½)
4/11	vs Utah	L 103-91	L (-6)



PHOENIX.....98  
HOUSTON.....99

PLAY ON: **PHOENIX +4**

Friday, April 13, 10:30 pm ET (ESPN)



**DALLAS**  
33-26 SU, 29-29-1 ATS

AT

**PORTLAND**  
28-31 SU, 28-31 ATS



DALLAS LAST 15 GAMES

DATE	OPPONENT	SCORE	ATS
3/15	vs Charlotte	W 101-96	L (-14)
3/17	vs San Antonio	W 106-99	W (-3)
3/19	at Denver	W 112-95	W (+4½)
3/21	vs LA Lakers	L 109-93	L (-4)
3/23	at San Antonio	L 104-87	L (+4)
3/24	at Houston	W 101-99	W (+3)
3/27	vs Houston	W 90-81	W (-7)
3/29	at Miami	L 106-85	L (+8½)
3/30	at Orlando	W 100-98	W (+5)
4/2	vs LA Clippers	L 94-75	L (-4)
4/4	vs Memphis	W 95-85	W (-5½)
4/6	vs Portland	L 99-97	L (-6)
4/7	at Memphis	L 94-89	L (+4)
4/10	vs Sacramento	W 110-100	W (-9)
4/12	at Golden State	W 112-103	W (-6½)

The Blazers got the better of the Mavs in Dallas last Friday, beating them 99-97 in overtime. But this time around, they'll be without All-Star PF LaMarcus Aldridge, who is out with a hip injury. Dallas beat Golden State Thursday, but has still lost nine of its past 10 SU (2-8 ATS) on the first night of back-to-backs. But the Mavs are a respectable 12-7 SU and 10-9 ATS on the year in the second part of back-to-backs, including 4-2 SU and ATS when going from road to road.

PORTLAND LAST 15 GAMES

DATE	OPPONENT	SCORE	ATS
3/18	at Okla City	L 111-95	L (+9)
3/20	vs Milwaukee	L 116-87	L (-3½)
3/22	vs Memphis	W 97-93	W (-1)
3/23	at LA Lakers	L 103-96	W (+10)
3/25	vs Golden State	W 90-87	L (-10)
3/27	vs Okla City	L 109-95	L (+4½)
3/29	vs New Orleans	W 99-93	L (-9)
3/30	at LA Clippers	L 98-97	W (+9½)
4/1	vs Minnesota	W 119-106	W (-3½)
4/2	vs Utah	L 102-97	L (-2½)
4/4	vs New Jersey	W 101-88	W (-9)
4/6	at Dallas	W 99-97	W (+6)
4/7	at Milwaukee	L 116-94	L (+5)
4/9	vs Houston	L 94-89	L (-3)
4/11	vs Golden State	W 118-110	W (-4½)



Saturday, April 14, 9 pm ET (ESPN)



**PHOENIX**  
30-28 SU, 31-26-1 ATS

AT

**SAN ANTONIO**  
41-16 SU, 35-20-2 ATS



PHOENIX LAST 15 GAMES

DATE	OPPONENT	SCORE	ATS
3/18	vs Houston	W 99-86	W (-5½)
3/20	at Miami	L 99-95	W (+10½)
3/21	at Orlando	L 103-93	L (+8)
3/23	at Indiana	W 113-111	W (+3½)
3/25	at Cleveland	W 108-83	W (-4)
3/27	vs San Antonio	L 107-100	L (+1½)
3/28	at LA Clippers	L 103-86	L (+7)
4/1	vs New Orleans	W 92-75	W (-10)
4/3	at Sacramento	W 109-100	W (-3)
4/4	at Utah	W 107-105	W (+6)
4/6	at Denver	L 105-99	L (+3)
4/7	vs LA Lakers	W 125-105	W (-2½)
4/9	at Minnesota	W 114-90	W (-2½)
4/11	at Memphis	L 103-94	L (+5½)
4/13	at Houston		

The Spurs had Friday off, will have Sunday off, and while they play at Golden State on Monday it's a late game. Head coach Gregg Popovich might have no reason to hold back his stars. And when San Antonio gets at least one day of rest before a game, it is 30-10 SU and 26-13-1 ATS (67%) this season. Meanwhile, going back two months, the Suns are 2-8 SU and 3-7 ATS on the road against teams that currently occupy playoff spots (going into Friday).

SAN ANTONIO LAST 15 GAMES

DATE	OPPONENT	SCORE	ATS
3/17	at Dallas	L 106-99	L (+3)
3/21	vs Minnesota	W 116-100	W (-9½)
3/23	vs Dallas	W 104-87	W (-4)
3/24	at New Orleans	W 89-86	L (-5)
3/25	vs Philadelphia	W 93-76	W (-2½)
3/27	at Phoenix	W 107-100	W (-1½)
3/28	at Sacramento	W 117-112	W (-4)
3/31	vs Indiana	W 112-103	W (-8)
4/3	at Cleveland	W 125-90	W (-9½)
4/4	at Boston	W 87-86	W (+1)
4/6	vs New Orleans	W 128-103	W (-11)
4/8	vs Utah	W 114-104	P (-10)
4/9	at Utah	L 91-84	L (+4)
4/11	vs LA Lakers	L 98-84	L (-10)
4/12	vs Memphis	W 107-97	W (-6)



PHOENIX.....99  
SAN ANTONIO.....109

PLAY ON: **SAN ANTONIO -8½\***

\* = estimated line

Sunday, April 15, 1 pm ET (ABC)



**MIAMI**  
40-17 SU, 27-30 ATS

AT

**NEW YORK**  
30-28 SU, 29-28-1 ATS



MIAMI LAST 15 GAMES

DATE	OPPONENT	SCORE	ATS
3/18	vs Orlando	W 91-81	W (-9)
3/20	vs Phoenix	W 99-95	L (-10½)
3/23	at Detroit	W 88-73	W (-9)
3/25	at Okla City	L 103-87	L (+1½)
3/26	at Indiana	L 105-90	L (-3½)
3/29	vs Dallas	W 106-85	W (-8½)
3/30	at Toronto	W 113-101	W (-7½)
4/1	at Boston	L 91-72	L (-4)
4/3	vs Philadelphia	W 99-93	L (-7)
4/4	vs Okla City	W 98-93	W (-3)
4/6	vs Memphis	L 97-82	L (-8)
4/8	vs Detroit	W 98-75	W (-11)
4/10	vs Boston	L 115-107	L (-7½)
4/12	at Chicago	L 96-86	L (+1½)
4/13	vs Charlotte		

The Heat have not been playing well, but they have had little trouble with the Knicks recently, winning nine of the past 11 meetings. Both teams have had injuries to their stars, but Dwyane Wade will be back for this game, while Amar'e Stoudemire and Jeremy Lin will be in street clothes for New York. In the past four seasons, LeBron James has put up a ridiculous 35.6 PPG (53% FG), 8.4 RPG and 7.4 APG when stepping out on the Madison Square Garden floor.

NEW YORK LAST 15 GAMES

DATE	OPPONENT	SCORE	ATS
3/17	at Indiana	W 102-88	W (+4)
3/20	vs Toronto	W 106-87	W (-8½)
3/21	at Philadelphia	W 82-79	W (+4)
3/23	at Toronto	L 96-79	L (-5)
3/24	vs Detroit	W 101-79	W (-10½)
3/26	vs Milwaukee	W 89-80	W (-4½)
3/28	vs Orlando	W 108-86	W (+1½)
3/30	at Atlanta	L 100-90	L (+3)
3/31	vs Cleveland	W 91-75	W (-11)
4/3	at Indiana	L 112-104	L (+5½)
4/5	at Orlando	W 96-80	W (+2½)
4/8	vs Chicago	W 100-99	W (+3)
4/10	at Chicago	L 98-86	L (+7)
4/11	at Milwaukee	W 111-107	W (+4½)
4/13	vs Washington		



MIAMI.....96  
NEW YORK.....93

PLAY ON: **MIAMI -2½\***

\* = estimated line



Sunday, April 15, 3:30 pm ET (ABC)



**DALLAS**  
33-26 SU, 29-29-1 ATS

AT

**L.A. LAKERS**  
37-22 SU, 23-35-1 ATS



DALLAS LAST 15 GAMES

DATE	OPPONENT	SCORE	ATS
3/17	vs San Antonio	W 106-99	W (-3)
3/19	at Denver	W 112-95	W (+4½)
3/21	vs LA Lakers	L 109-93	L (-4)
3/23	at San Antonio	L 104-87	L (+4)
3/24	at Houston	W 101-99	W (+3)
3/27	vs Houston	W 90-81	W (-7)
3/29	at Miami	L 106-85	L (+8½)
3/30	at Orlando	W 100-98	W (+5)
4/2	vs LA Clippers	L 94-75	L (-4)
4/4	vs Memphis	W 95-85	W (-5½)
4/6	vs Portland	L 99-97	L (-6)
4/7	at Memphis	L 94-89	L (+4)
4/10	vs Sacramento	W 110-100	W (-9)
4/12	at Golden State	W 112-103	W (-6½)
4/13	at Portland		

Kobe Bryant (shin) will more than likely be in uniform as the Lakers go for the season sweep of Dallas. But the reason L.A. will win comfortably is the inside duo of Pau Gasol and Andrew Bynum who have combined for 36.7 PPG (62% FG) and 20.0 RPG against Dallas this season. The Mavericks have scored just 84.7 PPG on 39% FG (28% threes) in the three meetings with L.A. this year, and will be tired playing for the fourth time (in four different cities) in six nights.

L.A. LAKERS LAST 15 GAMES

DATE	OPPONENT	SCORE	ATS
3/20	at Houston	L 107-104	L (-3)
3/21	at Dallas	W 109-93	W (+4)
3/23	vs Portland	W 103-96	L (-10)
3/25	vs Memphis	L 102-96	L (-6½)
3/27	at Golden State	W 104-101	L (-8)
3/29	vs Okla City	L 102-93	L (-1)
3/31	vs New Orleans	W 88-85	L (-12½)
4/1	vs Golden State	W 120-112	L (-10)
4/3	vs New Jersey	W 91-87	L (-8)
4/4	at LA Clippers	W 113-108	W (+3)
4/6	vs Houston	L 112-107	L (-6)
4/7	at Phoenix	L 125-105	L (+2½)
4/9	at New Orleans	W 93-91	L (-4)
4/11	at San Antonio	W 98-84	W (+10)
4/13	vs Denver		



DALLAS.....94  
L.A. LAKERS.....99

PLAY ON:

**L.A. LAKERS -4\***

\* = estimated line