

MORE AT foxsheets.com



statfox | NBA













FEBRUARY 3-5

WEEKEND6-PACK

\$19.95



FEBRUARY 3-5

	MIAMI	AT	PHILADELPHIA	
	NEW YORK	AT	BOSTON	
	MEMPHIS	AT	OKLAHOMA CITY	
	DENVER	AT	PORTLAND	
	MEMPHIS	AT	BOSTON	
	TORONTO	AT	MIAMI	

Friday, Feb. 3, 7 pm ET



MIAMI
16-6 SU, 9-13 ATS

AT

PHILADELPHIA
16-6 SU, 16-6 ATS



MIAMI LAST 15 GAMES

DATE	OPPONENT	SCORE	ATS
1/5	at Atlanta	W 116-109	W (+4)
1/7	at New Jersey	W 101-90	W (-8½)
1/10	at Golden State	L 111-106	L (-9½)
1/11	at LA Clippers	L 95-89	L (-3)
1/13	at Denver	L 117-104	L (-3½)
1/17	vs San Antonio	W 120-98	W (-7)
1/19	vs LA Lakers	W 98-87	W (-5½)
1/21	vs Philadelphia	W 113-92	W (-7)
1/22	vs Milwaukee	L 91-82	L (-9)
1/24	vs Cleveland	W 92-85	L (-13½)
1/25	at Detroit	W 101-98	L (-8½)
1/27	vs New York	W 99-89	L (-12)
1/29	vs Chicago	W 97-93	L (-4½)
1/30	vs New Orleans	W 109-95	W (-12½)
2/1	at Milwaukee	L 105-97	L (-7)

It's tempting to play the Heat with such a small spread, but don't fall into the trap. Miami is seven games worse than Philly ATS, covering just one of its past seven contests. The Heat are also a paltry 2-7 ATS as a road favorite this year, allowing 100.7 PPG. Meanwhile, Philly has outscored all opponents by a whopping 11.6 PPG, and is 11-3 ATS at home, giving up only 81.3 PPG at Wells Fargo Center. The 76ers are also 11-4 ATS with at least one day of rest.

PHILADELPHIA LAST 15 GAMES

DATE	OPPONENT	SCORE	ATS
1/9	vs Indiana	W 96-86	W (-7)
1/10	vs Sacramento	W 112-85	W (-9½)
1/11	at New York	L 85-79	L (+3½)
1/13	vs Washington	W 120-89	W (-13)
1/14	at Washington	W 103-90	W (-8)
1/16	vs Milwaukee	W 94-82	W (-8½)
1/18	vs Denver	L 108-104	L (-6)
1/20	vs Atlanta	W 90-76	W (-7)
1/21	at Miami	L 113-92	L (+7)
1/23	vs Washington	W 103-83	W (-13)
1/25	vs New Jersey	L 97-90	L (-11½)
1/27	vs Charlotte	W 89-72	W (-15½)
1/28	vs Detroit	W 95-74	W (-13)
1/30	vs Orlando	W 74-69	L (-7½)
2/1	vs Chicago	W 98-82	W (+2)

Friday, Feb. 3, 8 pm ET (ESPN)

**NEW YORK**
8-14 SU, 7-15 ATS

AT

BOSTON
11-10 SU, 11-10 ATS**NEW YORK LAST 15 GAMES**

DATE	OPPONENT	SCORE	ATS
1/7	at Detroit	W 103-80	W (-4)
1/9	vs Charlotte	W 91-87	L (-10½)
1/11	vs Philadelphia	W 85-79	W (-3½)
1/12	at Memphis	L 94-83	L (+4½)
1/14	at Okla City	L 104-92	L (+11)
1/16	vs Orlando	L 102-93	L (+2)
1/18	vs Phoenix	L 91-88	L (-8)
1/20	vs Milwaukee	L 100-86	L (-4½)
1/21	vs Denver	L 119-114	L (+2)
1/24	at Charlotte	W 111-78	W (-5½)
1/25	at Cleveland	L 91-81	L (-3½)
1/27	at Miami	L 99-89	W (+12)
1/28	at Houston	L 97-84	L (+7)
1/31	vs Detroit	W 113-86	W (-9½)
2/2	vs Chicago	L 105-102	W (+3½)

New York hasn't won in Boston since 2006, losing 11 straight at TD Garden. But the Knicks are getting closer to that elusive victory, going 3-1 ATS in the past four meetings, which includes losses by 4, 2 and 3 points. Carmelo Anthony is now healthy and averages 24.8 PPG in his career versus the Celtics, which includes 37 points in a 106-104 Knicks win on Christmas. Boston averages just 88.2 PPG at home, and Rajon Rondo is still bothered by a wrist injury.

BOSTON LAST 15 GAMES

DATE	OPPONENT	SCORE	ATS
1/4	vs New Jersey	W 89-70	W (-12½)
1/6	vs Indiana	L 87-74	L (-6)
1/11	vs Dallas	L 90-85	L (-4½)
1/13	vs Chicago	L 88-79	L (+1)
1/14	at Indiana	L 97-83	L (+3½)
1/16	vs Okla City	L 97-88	L (+2½)
1/18	vs Toronto	W 96-73	W (-9½)
1/20	vs Phoenix	L 79-71	L (-6)
1/22	at Washington	W 100-94	W (-4)
1/23	vs Orlando	W 87-56	W (+7)
1/26	at Orlando	W 91-83	W (+10)
1/27	vs Indiana	W 94-87	W (+4)
1/29	vs Cleveland	L 88-87	L (-6½)
1/31	at Cleveland	W 93-90	L (-4½)
2/1	vs Toronto	W 100-64	W (-9)

Friday, Feb. 3, 8 pm ET



MEMPHIS
11-10 SU, 10-11 ATS

AT

OKLAHOMA CITY
17-4 SU, 12-9 ATS



MEMPHIS LAST 15 GAMES

DATE	OPPONENT	SCORE	ATS
1/8	at LA Lakers	L 90-82	L (+7½)
1/10	vs Okla City	L 100-95	L (+2½)
1/12	vs New York	W 94-83	W (-4½)
1/14	vs New Orleans	W 108-99	L (-11)
1/16	vs Chicago	W 102-86	W (+2)
1/18	at New Orleans	W 93-87	W (-4)
1/20	at Detroit	W 98-81	W (-5)
1/21	vs Sacramento	W 128-95	W (-9½)
1/23	at Golden State	W 91-90	W (+2½)
1/24	at Portland	L 97-84	L (+6½)
1/26	at LA Clippers	L 98-91	L (+3½)
1/28	at Phoenix	L 86-84	L (-4)
1/30	vs San Antonio	L 83-73	L (-6)
1/31	vs Denver	W 100-97	W (+1½)
2/2	at Atlanta	W 96-77	W (+4)

Memphis has not had much road success in this series, going 2-6 (SU and ATS) at Oklahoma City since 2009, losing those six contests by 13.5 PPG. The Grizzlies offense has sputtered away from home this season with just 86.7 PPG on 42.5% FG. They will have a hard time keeping up with a Thunder team that leads the NBA in shooting 50.9% FG at home this season. Fatigue could also be a factor, as this is the fourth game in five days for Memphis.

OKLAHOMA CITY LAST 15 GAMES

DATE	OPPONENT	SCORE	ATS
1/3	vs Portland	L 103-93	L (-4½)
1/6	vs Houston	W 109-94	W (-10½)
1/7	at Houston	W 98-95	L (-5½)
1/8	vs San Antonio	W 108-96	W (-6)
1/10	at Memphis	W 100-95	W (-2½)
1/11	at New Orleans	W 95-85	W (-6½)
1/14	vs New York	W 104-92	W (-11)
1/16	at Boston	W 97-88	W (-2½)
1/18	at Washington	L 105-102	L (-10½)
1/21	at New Jersey	W 84-74	W (-8)
1/23	vs Detroit	W 99-79	W (-13½)
1/25	vs New Orleans	W 101-91	L (-11½)
1/27	at Golden State	W 120-109	W (-4½)
1/30	at LA Clippers	L 112-100	L (-1½)
2/1	at Dallas	W 95-86	W (pk)

Saturday, Feb. 4, 10 pm ET (NBA TV)



DENVER
15-7 SU, 15-7 ATS

AT

PORTLAND
13-10 SU, 12-11 ATS



DENVER LAST 15 GAMES

DATE	OPPONENT	SCORE	ATS
1/7	at San Antonio	L 121-117	W (+4½)
1/9	vs New Orleans	L 94-81	L (-14)
1/11	vs New Jersey	W 123-115	L (-11½)
1/13	vs Miami	W 117-104	W (+3½)
1/15	vs Utah	L 106-96	L (-10½)
1/17	at Milwaukee	W 105-95	W (-3)
1/18	at Philadelphia	W 108-104	W (+6)
1/20	at Washington	W 108-104	L (-7½)
1/21	at New York	W 119-114	W (-2)
1/25	at Sacramento	W 122-93	W (-6½)
1/27	vs Toronto	W 96-81	W (-13)
1/29	vs LA Clippers	L 109-105	L (-5½)
1/31	at Memphis	L 100-97	L (-1½)
2/2	at LA Clippers	W 112-91	W (-1)
2/3	vs LA Lakers		

There's something about Rose Garden that makes Portland nearly unbeatable. The Blazers are 9-2 ATS (10-1 SU) at home this year, outscoring opponents by an absurd 16.2 PPG (104.7 to 88.5). Denver is 1-6 SU (2-5 ATS) in its past seven trips to Portland, including a 111-102 loss in December. In that meeting, the Blazers outrebounded the Nuggets 50-30 and saddled Danilo Gallinari with a minus-20 rating. Portland would've won by 20 if not for 25 turnovers.

PORTLAND LAST 15 GAMES

DATE	OPPONENT	SCORE	ATS
1/10	vs LA Clippers	W 105-97	W (-5½)
1/11	vs Orlando	L 107-104	L (-3)
1/13	at San Antonio	L 99-83	L (+1½)
1/14	at Houston	L 107-105	L (-1)
1/16	at New Orleans	W 84-77	W (-6)
1/18	at Atlanta	L 92-89	L (+2)
1/20	at Toronto	W 94-84	W (-7½)
1/21	at Detroit	L 94-91	L (-6½)
1/23	vs Sacramento	W 101-89	W (-10½)
1/24	vs Memphis	W 97-84	W (-6½)
1/25	at Golden State	L 101-93	L (+4)
1/27	vs Phoenix	W 109-71	W (-9)
1/30	at Utah	L 93-89	L (-2)
2/1	vs Charlotte	W 112-68	W (-16)
2/2	at Sacramento	L 95-92	L (-4)



DENVER.....101
PORTLAND.....105

PLAY ON: **PORTLAND -2½***

* = estimated line

Sunday, Feb. 5, 12 noon ET (NBA TV)



MEMPHIS
11-10 SU, 10-11 ATS

AT

BOSTON
11-10 SU, 11-10 ATS



MEMPHIS LAST 15 GAMES

DATE	OPPONENT	SCORE	ATS
1/10	vs Okla City	L 100-95	L (+2½)
1/12	vs New York	W 94-83	W (-4½)
1/14	vs New Orleans	W 108-99	L (-11)
1/16	vs Chicago	W 102-86	W (+2)
1/18	at New Orleans	W 93-87	W (-4)
1/20	at Detroit	W 98-81	W (-5)
1/21	vs Sacramento	W 128-95	W (-9½)
1/23	at Golden State	W 91-90	W (+2½)
1/24	at Portland	L 97-84	L (+6½)
1/26	at LA Clippers	L 98-91	L (+3½)
1/28	at Phoenix	L 86-84	L (-4)
1/30	vs San Antonio	L 83-73	L (-6)
1/31	vs Denver	W 100-97	W (+1½)
2/2	at Atlanta	W 96-77	W (+4)
2/3	at Oklahoma City		

Most key trends point toward a Memphis win in this one. The Grizzlies are an astounding 13-0-1 ATS (7-7 SU) in their past 14 trips to Boston while the Celtics are 0-4 (SU and ATS) against West teams this year, losing those four games by a hefty 10.3 PPG. Memphis is 4-1 (SU and ATS) against the East. Although the Grizzlies haven't been great on the road this year (5-7 SU and ATS), they were a stellar road underdog last season (25-13 ATS).

BOSTON LAST 15 GAMES

DATE	OPPONENT	SCORE	ATS
1/6	vs Indiana	L 87-74	L (-6)
1/11	vs Dallas	L 90-85	L (-4½)
1/13	vs Chicago	L 88-79	L (+1)
1/14	at Indiana	L 97-83	L (+3½)
1/16	vs Okla City	L 97-88	L (+2½)
1/18	vs Toronto	W 96-73	W (-9½)
1/20	vs Phoenix	L 79-71	L (-6)
1/22	at Washington	W 100-94	W (-4)
1/23	vs Orlando	W 87-56	W (+7)
1/26	at Orlando	W 91-83	W (+10)
1/27	vs Indiana	W 94-87	W (+4)
1/29	vs Cleveland	L 88-87	L (-6½)
1/31	at Cleveland	W 93-90	L (-4½)
2/1	vs Toronto	W 100-64	W (-9)
2/3	vs New York		

* = estimated line

Sunday, Feb. 5, 1 pm ET



TORONTO
7-16 SU, 11-12 ATS

AT

MIAMI
16-6 SU, 9-13 ATS



TORONTO LAST 15 GAMES

DATE	OPPONENT	SCORE	ATS
1/10	at Washington	L 93-78	L (+2½)
1/11	vs Sacramento	L 98-91	L (-5½)
1/13	vs Indiana	L 95-90	W (+5½)
1/14	at Chicago	L 77-64	W (+14)
1/16	at Atlanta	L 93-84	W (+10)
1/18	at Boston	L 96-73	L (+9½)
1/20	vs Portland	L 94-84	L (+7½)
1/22	at LA Clippers	L 103-91	L (+8½)
1/24	at Phoenix	W 99-96	W (+6)
1/25	at Utah	W 111-106	W (+10)
1/27	at Denver	L 96-81	L (+13)
1/29	at New Jersey	W 94-73	W (+5)
1/31	vs Atlanta	L 100-77	L (+5½)
2/1	at Boston	L 100-64	L (+9)
2/3	vs Washington		

Although we're estimating a hefty 15-point spread, it's hard to see the line being much, if any, lower than that given how poorly Toronto played this week in back-to-back losses to the Hawks and Celtics by 23 and 36 points. The Heat, however, are 2-6 ATS the last eight times they were labeled as a double-digit favorite. On the flip side, in the past 10 instances where Toronto has gotten 10+ points from the spread, the Raptors are an impressive 8-2 ATS.

MIAMI LAST 15 GAMES

DATE	OPPONENT	SCORE	ATS
1/7	at New Jersey	W 101-90	W (-8½)
1/10	at Golden State	L 111-106	L (-9½)
1/11	at LA Clippers	L 95-89	L (-3)
1/13	at Denver	L 117-104	L (-3½)
1/17	vs San Antonio	W 120-98	W (-7)
1/19	vs LA Lakers	W 98-87	W (-5½)
1/21	vs Philadelphia	W 113-92	W (-7)
1/22	vs Milwaukee	L 91-82	L (-9)
1/24	vs Cleveland	W 92-85	L (-13½)
1/25	at Detroit	W 101-98	L (-8½)
1/27	vs New York	W 99-89	L (-12)
1/29	vs Chicago	W 97-93	L (-4½)
1/30	vs New Orleans	W 109-95	W (-12½)
2/1	at Milwaukee	L 105-97	L (-7)
2/3	at Philadelphia		



TORONTO.....87
MIAMI.....100

PLAY ON: **TORONTO +15***

* = estimated line