

MORE AT foxsheets.com



statfox | NBA











FEBRUARY 10-12

WEEKEND6-PACK

\$19.95



FEBRUARY 10-12

	CHICAGO	AT	CHARLOTTE	
	L.A. LAKERS	AT	NEW YORK	
	OKLAHOMA CITY	AT	UTAH	
	PHOENIX	AT	SACRAMENTO	
	CHICAGO	AT	BOSTON	
	MIAMI	AT	ATLANTA	

Friday, Feb. 10, 7 pm ET



CHICAGO
22-6 SU, 17-11 ATS

AT

CHARLOTTE
3-22 SU, 9-16 ATS



CHICAGO LAST 15 GAMES

DATE	OPPONENT	SCORE	ATS
1/14	vs Toronto	W 77-64	L (-14)
1/16	at Memphis	L 102-86	L (-2)
1/17	vs Phoenix	W 118-97	W (-9½)
1/20	at Cleveland	W 114-75	W (-5)
1/21	vs Charlotte	W 95-89	L (-12½)
1/23	vs New Jersey	W 110-95	W (-13½)
1/25	vs Indiana	L 95-90	L (-8)
1/27	vs Milwaukee	W 107-100	L (-11)
1/29	at Miami	L 97-93	W (+4½)
1/30	at Washington	W 98-88	W (-9)
2/1	at Philadelphia	L 98-82	L (-2)
2/2	at New York	W 105-102	L (-3½)
2/4	at Milwaukee	W 113-90	W (-5)
2/6	at New Jersey	W 108-87	W (-10)
2/8	at New Orleans	W 90-67	W (-10)

The Bobcats are 1-18 SU (6-13 ATS) since beating the Knicks on Jan. 4 and Chicago has crushed three straight teams (all on the road) by 22.3 PPG. The last time they visited Charlotte last March, they won by 17 points, hitting 51% FG. This season, Chicago is 12-6 ATS on the road, with a more efficient offense (98.8 PPG, 48% FG) than at home. The Bobcats are 3-7 ATS at home and Paul Silas is 1-11 ATS at home off a road loss as Charlotte's head coach.

CHARLOTTE LAST 15 GAMES

DATE	OPPONENT	SCORE	ATS
1/12	at Atlanta	L 111-81	L (+7)
1/13	vs Detroit	L 98-81	L (-3½)
1/14	vs Golden State	W 112-100	W (+3½)
1/16	vs Cleveland	L 102-94	L (-1)
1/17	at Orlando	L 96-89	W (+12½)
1/21	at Chicago	L 95-89	W (+12½)
1/22	at New Jersey	L 97-87	L (+4½)
1/24	vs New York	L 111-78	L (+5½)
1/25	at Washington	L 92-75	L (+7½)
1/27	at Philadelphia	L 89-72	L (+15½)
1/28	vs Washington	L 102-99	L (+1½)
1/31	at LA Lakers	L 106-73	L (+13)
2/1	at Portland	L 112-68	L (+16)
2/4	at Phoenix	L 95-89	W (+10)
2/7	at Boston	L 94-84	W (+14)



CHICAGO.....101
CHARLOTTE.....86

PLAY ON: CHICAGO -13½

Friday, Feb. 10, 8 pm ET (ESPN)



L.A. LAKERS

15-11 SU, 12-14 ATS

AT

NEW YORK

11-15 SU, 10-15-1 ATS



L.A. LAKERS LAST 15 GAMES

DATE	OPPONENT	SCORE	ATS
1/11	at Utah	W 90-87	W (-2)
1/13	vs Cleveland	W 97-92	L (-11)
1/14	at LA Clippers	L 102-94	L (+3)
1/16	vs Dallas	W 73-70	L (-4)
1/19	at Miami	L 98-87	L (+5½)
1/20	at Orlando	L 92-80	L (+3)
1/22	vs Indiana	L 98-96	L (-5)
1/25	vs LA Clippers	W 96-91	W (-4)
1/28	at Milwaukee	L 100-89	L (-4½)
1/29	at Minnesota	W 106-101	W (+2)
1/31	vs Charlotte	W 106-73	W (-13)
2/3	at Denver	W 93-89	W (+4)
2/4	at Utah	L 96-87	L (+2)
2/6	at Philadelphia	L 95-90	L (+4½)
2/9	at Boston	W 88-87	W (+3)

Jeremy Lin has 25.3 PPG and 8.3 APG during New York's win streak, but L.A. is going to present a far tougher test for Lin's pick-and-roll skills. The Lakers are playing a tough back-to-back after an overtime win in Boston Thursday, but they defend the pick-and-roll well enough to hold their own defensively and have the size to overwhelm New York on offense. L.A. has won nine straight meetings, with 126, 115 and 113 points in the past three at MSG.

NEW YORK LAST 15 GAMES

DATE	OPPONENT	SCORE	ATS
1/14	at Oklahoma City	L 104-92	L (+11)
1/16	vs Orlando	L 102-93	L (+2)
1/18	vs Phoenix	L 91-88	L (-8)
1/20	vs Milwaukee	L 100-86	L (-4½)
1/21	vs Denver	L 119-114	L (+2)
1/24	at Charlotte	W 111-78	W (-5½)
1/25	at Cleveland	L 91-81	L (-3½)
1/27	at Miami	L 99-89	W (+12)
1/28	at Houston	L 97-84	L (+7)
1/31	vs Detroit	W 113-86	W (-10)
2/2	vs Chicago	L 105-102	W (+3½)
2/3	at Boston	L 91-89	W (+6½)
2/4	vs New Jersey	W 99-92	W (-6½)
2/6	vs Utah	W 99-88	W (-3)
2/8	at Washington	W 107-93	W (+1½)



L.A. LAKERS.....92
NEW YORK.....87

PLAY ON: L.A. LAKERS -3½

Friday, Feb. 10, 10:30 pm ET (ESPN)



OKLAHOMA CITY
20-6 SU, 14-12 ATS

AT

UTAH
13-11 SU, 13-11 ATS



OKLAHOMA CITY LAST 15 GAMES			
DATE	OPPONENT	SCORE	ATS
1/11	at New Orleans	W 95-85	W (-6½)
1/14	vs New York	W 104-92	W (-11)
1/16	at Boston	W 97-88	W (-2½)
1/18	at Washington	L 105-102	L (-10½)
1/21	at New Jersey	W 84-74	W (-8)
1/23	vs Detroit	W 99-79	W (-13½)
1/25	vs New Orleans	W 101-91	L (-11½)
1/27	at Golden State	W 120-109	W (-4½)
1/30	at LA Clippers	L 112-100	L (-1½)
2/1	at Dallas	W 95-86	W (+1)
2/3	vs Memphis	W 101-94	L (-8½)
2/4	at San Antonio	L 107-96	L (+2½)
2/6	at Portland	W 111-107	W (+1)
2/7	at Golden State	W 119-116	W (-2)
2/9	at Sacramento	L 106-101	L (-6½)

The Jazz are 11-4 SU and 9-5-1 ATS at home this season, and for Oklahoma City this is the last of a five-game, seven-day road trip that included a five-point loss in Sacramento Thursday night. Kevin Durant played 41 minutes and Russell Westbrook 38 against the Kings, one night before they'll play in the thin air of Salt Lake City. The Jazz may have lost three in a row SU (0-2-1 ATS) to the Thunder, but this is an excellent opportunity to steal an upset win.

UTAH LAST 15 GAMES			
DATE	OPPONENT	SCORE	ATS
1/11	vs LA Lakers	L 90-87	L (+2)
1/14	vs New Jersey	W 107-94	W (-8)
1/15	at Denver	W 106-96	W (+10½)
1/17	vs LA Clippers	W 108-79	W (-5)
1/19	vs Dallas	L 94-91	L (-3)
1/21	vs Minnesota	W 108-98	W (-7)
1/25	vs Toronto	L 111-106	L (-10)
1/27	at Dallas	L 116-101	L (+4½)
1/28	vs Sacramento	W 96-93	L (-9)
1/30	vs Portland	W 93-89	W (+2)
2/1	vs LA Clippers	L 107-105	W (+2½)
2/2	at Golden State	L 119-101	L (+5½)
2/4	vs LA Lakers	W 96-87	W (-2)
2/6	at New York	L 99-88	L (+3)
2/7	at Indiana	L 104-99	W (+9)

Saturday, Feb. 11, 10 pm ET (NBA TV)



PHOENIX
11-15 SU, 11-15 ATS

AT

SACRAMENTO
10-16 SU, 13-13 ATS



PHOENIX LAST 15 GAMES

DATE	OPPONENT	SCORE	ATS
1/15	at San Antonio	L 102-91	L (+8½)
1/17	at Chicago	L 118-97	L (+9½)
1/18	at New York	W 91-88	W (+8)
1/20	at Boston	W 79-71	W (+6)
1/23	at Dallas	L 93-87	L (+5)
1/24	vs Toronto	L 99-96	L (-6)
1/27	at Portland	L 109-71	L (+9)
1/28	vs Memphis	W 86-84	W (+4)
1/30	vs Dallas	L 122-99	L (+5)
2/1	at New Orleans	W 120-103	W (+1)
2/3	at Houston	L 99-81	L (+7)
2/4	vs Charlotte	W 95-89	L (-10)
2/6	at Atlanta	W 99-90	W (+8)
2/7	at Milwaukee	W 107-105	W (+8½)
2/9	vs Houston	L 96-89	L (-4)

The Kings are too hot to pick against, especially playing a sub-.500 team at home with what will be a small point spread. Sacramento has won seven straight ATS, a run that includes SU wins over the Blazers and Thunder. The Kings are 7-4 (SU and ATS) at home and beat the Suns in three straight meetings (SU and ATS) last season, destroying them on the boards, 211-149 in the three games. Sacramento is sixth in the NBA in rebounding with an average of 43.8 per game.

SACRAMENTO LAST 15 GAMES

DATE	OPPONENT	SCORE	ATS
1/13	at Houston	L 103-89	L (+8½)
1/14	at Dallas	L 99-60	L (+12½)
1/16	at Minnesota	L 99-86	L (+7)
1/18	vs Indiana	W 92-88	W (+5½)
1/20	at San Antonio	W 88-86	W (+10½)
1/21	at Memphis	L 128-95	L (+9½)
1/23	at Portland	L 101-89	L (+10½)
1/25	vs Denver	L 122-93	L (+6½)
1/28	at Utah	L 96-93	W (+9)
1/31	at Golden State	L 93-90	W (+7)
2/2	vs Portland	W 95-92	W (+4)
2/4	vs Golden State	W 114-106	W (-1½)
2/6	at New Orleans	W 100-92	W (+2)
2/7	at Minnesota	L 86-84	W (+6½)
2/9	vs Okla City	W 106-101	W (+6½)



PHOENIX.....90
SACRAMENTO.....95

PLAY ON: SACRAMENTO -4*

* = estimated line

Sunday, Feb. 12, 3:30 pm ET (ABC)



CHICAGO
22-6 SU, 17-11 ATS

AT

BOSTON
14-11 SU, 12-13 ATS



CHICAGO LAST 15 GAMES

DATE	OPPONENT	SCORE	ATS
1/16	at Memphis	L 102-86	L (-2)
1/17	vs Phoenix	W 118-97	W (-9½)
1/20	at Cleveland	W 114-75	W (-5)
1/21	vs Charlotte	W 95-89	L (-12½)
1/23	vs New Jersey	W 110-95	W (-13½)
1/25	vs Indiana	L 95-90	L (-8)
1/27	vs Milwaukee	W 107-100	L (-11)
1/29	at Miami	L 97-93	W (+4½)
1/30	at Washington	W 98-88	W (-9)
2/1	at Philadelphia	L 98-82	L (-2)
2/2	at New York	W 105-102	L (-3½)
2/4	at Milwaukee	W 113-90	W (-5)
2/6	at New Jersey	W 108-87	W (-10)
2/8	at New Orleans	W 90-67	W (-10)
2/10	at Charlotte		

This matchup pits two of the top-three scoring defenses in the NBA, but Chicago is way better offensively (97.4 PPG, 44.9 RPG) than Boston (90.6 PPG, 39.1 RPG). Entering Friday, Chicago was on a four-game road win streak, crushing the latter three opponents by 22.3 PPG, improving to 12-6 ATS on the road. The Bulls are also 6-3 ATS in their past nine trips to TD Garden, the same place that Boston is scoring less than 90 PPG (7-10 ATS) this season.

BOSTON LAST 15 GAMES

DATE	OPPONENT	SCORE	ATS
1/16	vs Oklahoma City	L 97-88	L (+2½)
1/18	vs Toronto	W 96-73	W (-9½)
1/20	vs Phoenix	L 79-71	L (-6)
1/22	at Washington	W 100-94	W (-4)
1/23	vs Orlando	W 87-56	W (+7)
1/26	at Orlando	W 91-83	W (+10)
1/27	vs Indiana	W 94-87	W (+4)
1/29	vs Cleveland	L 88-87	L (-6½)
1/31	at Cleveland	W 93-90	L (-5)
2/1	vs Toronto	W 100-64	W (-8½)
2/3	vs New York	W 91-89	L (-6½)
2/5	vs Memphis	W 98-80	W (-4)
2/7	vs Charlotte	W 94-84	L (-14)
2/9	vs LA Lakers	L 88-87	L (-3)
2/10	at Toronto		



CHICAGO.....92
BOSTON.....86

PLAY ON: CHICAGO -4½*

* = estimated line

Sunday, Feb. 12, 7 pm ET (ESPN)



MIAMI
19-7 SU, 11-15 ATS

AT

ATLANTA
17-9 SU, 13-13 ATS



MIAMI LAST 15 GAMES

DATE	OPPONENT	SCORE	ATS
1/17	vs San Antonio	W 120-98	W (-7)
1/19	vs LA Lakers	W 98-87	W (-5½)
1/21	vs Philadelphia	W 113-92	W (-7)
1/22	vs Milwaukee	L 91-82	L (-9)
1/24	vs Cleveland	W 92-85	L (-13½)
1/25	at Detroit	W 101-98	L (-8½)
1/27	vs New York	W 99-89	L (-12)
1/29	vs Chicago	W 97-93	L (-4½)
1/30	vs New Orleans	W 109-95	W (-12½)
2/1	at Milwaukee	L 105-97	L (-7)
2/3	at Philadelphia	W 99-79	W (-2)
2/5	vs Toronto	W 95-89	L (-16)
2/7	vs Cleveland	W 107-91	W (-13½)
2/8	at Orlando	L 102-89	L (-3½)
2/10	at Washington		

The Heat have dominated this series since the current decade began, going 7-2 (SU and ATS) in nine meetings. LeBron James has averaged 32.2 PPG in five Heat games versus Atlanta, while Hawks star Joe Johnson has made just 38% FG in the past three seasons against Miami. Atlanta averaged just 87.8 PPG in four home games in February, and the team is 0-4 (SU and ATS) the past four games when tabbed as an underdog of four points or fewer.

ATLANTA LAST 15 GAMES

DATE	OPPONENT	SCORE	ATS
1/14	vs Minnesota	W 93-91	L (-7)
1/16	vs Toronto	W 93-84	L (-10)
1/18	vs Portland	W 92-89	W (-2)
1/20	at Philadelphia	L 90-76	L (+7)
1/21	vs Cleveland	W 121-94	W (-8)
1/23	at Milwaukee	W 97-92	W (-1½)
1/25	at San Antonio	L 105-83	L (+4)
1/27	at Detroit	W 107-101	P (-6)
1/29	at New Orleans	W 94-72	W (-2½)
1/31	at Toronto	W 100-77	W (-6)
2/2	vs Memphis	L 96-77	L (-4½)
2/4	vs Philadelphia	L 98-87	L (-2½)
2/6	vs Phoenix	L 99-90	L (-8)
2/8	vs Indiana	W 97-87	W (-4)
2/10	at Orlando		



MIAMI.....99
ATLANTA.....95

PLAY ON: **MIAMI -3½***

* = estimated line