

No. 1 RATED BETTING GUIDE!

NFL
COLLEGE
NBA



2012-13 PLATINUM SHEET

 *Every Week:*

STATFOX.COM BEST BETS
TOP WEEKLY PICKS
EXCLUSIVE POWER RATINGS
HANDICAPPING SYSTEMS
SUPER SITUATIONS
HEAD-TO-HEAD TRENDS

ISSUE #17 • DECEMBER 18 - 24, 2012

StatFox NFL Power Rating Lines	2
NFL Best Bets / StatFox Staff Selections	3
StatFox NFL Outplay Factor Rating Lines	3
NFL Game-by-Game Breakdowns	4
NFL Top Statistical Edges	10
Poinsettia Bowl Game Breakdown	11
Beef 'O' Brady's Bowl Game Breakdown	12
New Orleans Bowl Game Breakdown	13
Las Vegas Bowl Game Breakdown	14
Hawaii Bowl Game Breakdown	15
NBA Best Bets / StatFox Staff Selections	17
NBA Tip Sheet Capsules	18
NBA 2012-13 Regular Season Statistics	21
NBA Top Statistical Edges	22
College Basketball Best Bets / Staff Selections ..	23
College Basketball Tip Sheet Capsules	24
College Basketball ATS Situational Report	32
College Basketball Top Statistical Edges	34

MANAGING EDITOR

Scott Gramling

CONTRIBUTING EDITORS

Dave Bartman

Gary Bennett

Brian Graham

EXECUTIVE EDITOR

Jeff Makinen

CREATIVE DIRECTOR

Ian Knowles

EDITORIAL DIRECTION

10Ten Media

DAILY RACING FORM LLC

Jim Kostas, President

Duke Dosik, VP Custom

Publishing

Todd Unger, President of

SIG Digital

Jacob Luft, Programming

Manager

The Platinum Sheet is published by Daily Racing Form LLC, 708 Third Avenue, 12th Floor, New York, NY 10017. All rights reserved. Daily Racing Form LLC reserves the right to deny any paid advertisements and is not responsible for any contracts entered in with such advertisers.

SUBSCRIPTIONS:

www.StatFox.com/store

1-877-514-4220

StatFox Brian

A featured writer on StatFox.com and for Platinum Sheet, StatFox Brian has yet to suffer a losing season of Platinum Sheet Best Bets in either college football, NFL, college basketball or NBA since coming on board in 2010. Brian is currently **58-41-3 ATS (59%)** for football Best Bets this season, including **60% (30-20-1 ATS) in NFL Best Bets** after his 3-1 in Week 15.

StatFox Dave

StatFox Dave is one of the original four founders of StatFox and over the years has been renowned for his handicapping prowess in all sports. Dave continues to profit in his football picks, especially in college football where he's **59% ATS** in all 223 featured games this year and **58.4% ATS** in Best Bets. He's coming off a huge week in Best Bets, going **4-0 ATS** in NFL and **8-0 ATS** in college hoops.

StatFox Gary

StatFox Gary joined the StatFox and the Platinum Sheet staff prior to the 2010 football season, and subscribers were certainly happy he did: He proceeded to post a 55% success rate on NFL Best Bets in his "rookie" season. Gary enters this week having gone **61% ATS (27-17-3)** in NBA Best Bets so far this season. He's been nearly as successful in college basketball Best Bets, nailing **57% ATS (26-20)**.

StatFox Scott

StatFox Scott serves as Managing Editor for StatFox, Platinum Sheet and the Edge College Bowl Guide. He continues to be on fire with Totals Best Bets, coming off an NFL Week 15 in which he went a perfect **4-0** on over/unders to boost his record for the season to **33-21-1 (61%)**. He is **55% ATS** in NBA Best Bets and has shined in NBA Totals all year, entering the week at **38-22 (63%)**.

StatFox NFL Power Rating Lines - Week 16

** The StatFox Power Ratings are determined from a formula that takes into account several key factors, including point margins, difficulty of schedule, team statistics and more. The ratings are typically not as reactive as those you will find elsewhere, and thus prove to be a great long term handicapping tool. Here are the StatFox Power Rating lines and edges for this week's games, with our exclusive home field advantage points built into each home team's rating and corresponding line. Note that the point edge between the Power Rating Line and the actual opening line is denoted for the team with the edge. Use the W/L column to keep track of the winners and losers.

ABBREVIATIONS:

OL - Opening Line

PR - StatFox Power Rating - adjusted for home field advantage.

PRL - Calculated Power Rating Line

Sat - 12/22, 8:30 PM	OL	PR	PRL	Edge	W/L
101 ATLANTA	-3	28	-10	7	
102 DETROIT		18			

Sun - 12/23, 1:00 PM	OL	PR	PRL	Edge	W/L
103 TENNESSEE		11			
104 GREEN BAY	-12	30	-19	7	

Sun - 12/23, 1:00 PM	OL	PR	PRL	Edge	W/L
105 OAKLAND		10			
106 CAROLINA	-9	23	-13	4	

Sun - 12/23, 1:00 PM	OL	PR	PRL	Edge	W/L
107 BUFFALO		12			
108 MIAMI	-5	21	-9	4	

Sun - 12/23, 1:00 PM	OL	PR	PRL	Edge	W/L
109 CINCINNATI		25		6	
110 PITTSBURGH	-6	25	0		

Sun - 12/23, 1:00 PM	OL	PR	PRL	Edge	W/L
111 NEW ENGLAND	-14	37	-28	14	
112 JACKSONVILLE		9			

Sun - 12/23, 1:00 PM	OL	PR	PRL	Edge	W/L
113 INDIANAPOLIS	-6	15	-6		
114 KANSAS CITY		9		0	

Sun - 12/23, 1:00 PM	OL	PR	PRL	Edge	W/L
115 NEW ORLEANS		28	-5	8	
116 DALLAS	-3	23			

Sun - 12/23, 1:00 PM	OL	PR	PRL	Edge	W/L
117 WASHINGTON	-4	23	-9	5	
118 PHILADELPHIA		14			

Sun - 12/23, 1:00 PM	OL	PR	PRL	Edge	W/L
119 ST LOUIS		14		2	
120 TAMPA BAY	-3	15	-1		

Sun - 12/23, 4:25 PM	OL	PR	PRL	Edge	W/L
121 NY GIANTS		28	-1	2	
122 BALTIMORE	-1	27			

Sun - 12/23, 1:00 PM	OL	PR	PRL	Edge	W/L
123 MINNESOTA		19			
124 HOUSTON	-7	29	-10	3	

Sun - 12/23, 4:05 PM	OL	PR	PRL	Edge	W/L
125 CLEVELAND		15			
126 DENVER	-12	31	-16	4	

Sun - 12/23, 4:25 PM	OL	PR	PRL	Edge	W/L
127 CHICAGO	-5.5	23	-6	0.5	
128 ARIZONA		17			

Sun - 12/23, 8:30 PM	OL	PR	PRL	Edge	W/L
129 SAN FRANCISCO		31			
130 SEATTLE	-2.5	35	-4	1.5	

Sun - 12/23, 1:00 PM	OL	PR	PRL	Edge	W/L
131 SAN DIEGO		18			
132 NY JETS	-1	19	-1	0	

TOP STATFOX POWER RATING	1. NEW ENGLAND (-14) over JACKSONVILLE	14
EDGES:	2. NEW ORLEANS (+3) over DALLAS	8
	3. ATLANTA (-3) over DETROIT	7



PRESENTS THE WEEK'S STAFF PICKS

WEEK 16 NFL MATCHUPS:
DECEMBER 22 - 23

		StatFox DAVE	StatFox GARY	StatFox SCOTT	StatFox BRIAN	StatFox FORECASTER	StatFox CONSENSUS
• (101) ATLANTA at (102) DETROIT	+4	ATLANTA	ATLANTA	ATLANTA	ATLANTA	DETROIT	ATLANTA
• (103) TENNESSEE at (104) GREEN BAY	-10½	GREEN BAY	GREEN BAY	BEST BET *	GREEN BAY	TENNESSEE	GREEN BAY
• (105) OAKLAND at (106) CAROLINA	-8	BEST BET *	CAROLINA	CAROLINA	OAKLAND	OAKLAND	
• (107) BUFFALO at (108) MIAMI	-3½	BEST BET *	BUFFALO	MIAMI	MIAMI	MIAMI	MIAMI
• (109) CINCINNATI at (110) PITTSBURGH	-4½	PITTSBURGH	BEST BET *	CINCINNATI	CINCINNATI	CINCINNATI	CINCINNATI
• (111) NEW ENGLAND at (112) JACKSONVILLE	+14	NEW ENGLAND	BEST BET *	NEW ENGLAND	BEST BET *	NEW ENGLAND	NEW ENGLAND
• (113) INDIANAPOLIS at (114) KANSAS CITY	+6	BEST BET *	INDIANAPOLIS	KANSAS CITY	BEST BET *	KANSAS CITY	
• (115) NEW ORLEANS at (116) DALLAS	-3	DALLAS	NEW ORLEANS	NEW ORLEANS	BEST BET *	NEW ORLEANS	NEW ORLEANS
• (117) WASHINGTON at (118) PHILADELPHIA	+4½	BEST BET *	WASHINGTON	WASHINGTON	WASHINGTON	WASHINGTON	WASHINGTON
• (119) ST. LOUIS at (120) TAMPA BAY	-3	ST. LOUIS	ST. LOUIS	TAMPA BAY	TAMPA BAY	ST. LOUIS	
• (121) NEW YORK GIANTS at (122) BALTIMORE	-2	NEW YORK GIANTS	NEW YORK GIANTS	BEST BET *	NEW YORK GIANTS	NEW YORK GIANTS	NEW YORK GIANTS
• (123) MINNESOTA at (124) HOUSTON	-7½	MINNESOTA	MINNESOTA	BEST BET *	HOUSTON	MINNESOTA	MINNESOTA
• (125) CLEVELAND at (126) DENVER	-10½	DENVER	DENVER	DENVER	CLEVELAND	CLEVELAND	DENVER
• (127) CHICAGO at (128) ARIZONA	+5½	CHICAGO	BEST BET *	CHICAGO	CHICAGO	CHICAGO	CHICAGO
• (129) SAN FRANCISCO at (130) SEATTLE	-1	SAN FRANCISCO	SEATTLE	SEATTLE	SEATTLE	SAN FRANCISCO	SEATTLE
• (131) SAN DIEGO at (132) NEW YORK JETS	-3	NEW YORK JETS	SAN DIEGO	SAN DIEGO	SAN DIEGO	SAN DIEGO	SAN DIEGO

StatFox NFL Outplay Factor Rating Lines - Week 16

** The Outplay Factor Ratings made famous by StatFox are a great Team Strength Indicator as they provide a quantitative measure of how teams are outplaying (+ value) or being outplayed by (- value) their opponents. They are determined by a complicated formula that takes into account a team's points for/against as compared to how their previous opponents have fared. Here are the StatFox Team Outplay Factor Ratings and the corresponding game lines derived from them. Note that the point edge between the Outplay Factor Rating Line and the actual opening line is denoted for the team with the edge. Use the W/L column to keep track of the winners and losers.

ABBREVIATIONS:

OL - Opening Line

OF - StatFox Outplay Factor Rating -
adjusted for home field advantage.

OFL - Calculated Outplay Factor Line



foxsheets.com

Providing Unprecedented
Handicapping Content

StatFox is renowned for providing the most comprehensive game information on the Internet. Our popular FoxSheets are packed with proprietary handicapping tools that benefit everyone from the beginning bettor to the most advanced self-handicapper.

**LOG ON TO FOXSHEETS.COM
AND START WINNING TODAY!**

Sat - 12/22, 8:30 PM	OL	OF	OFL	Edge	W/L	Sun - 12/23, 1:00 PM	OL	OF	OFL	Edge	W/L	Sun - 12/23, 1:00 PM	OL	OF	OFL	Edge	W/L
101 ATLANTA	-3	29	-9	6.0		103 TENNESSEE		10				105 OAKLAND		10			
102 DETROIT		20				104 GREEN BAY	-12	31	-21	9.0		106 CAROLINA	-9	22	-12	3.0	
Sun - 12/23, 1:00 PM	OL	OF	OFL	Edge	W/L	Sun - 12/23, 1:00 PM	OL	OF	OFL	Edge	W/L	Sun - 12/23, 1:00 PM	OL	OF	OFL	Edge	W/L
107 BUFFALO		13				109 CINCINNATI		23		5.0		111 NEW ENGLAND	-14	37	-27	13.0	
108 MIAMI	-5	20	-7	2.0		110 PITTSBURGH	-6	24	-1			112 JACKSONVILLE		10			
Sun - 12/23, 1:00 PM	OL	OF	OFL	Edge	W/L	Sun - 12/23, 1:00 PM	OL	OF	OFL	Edge	W/L	Sun - 12/23, 1:00 PM	OL	OF	OFL	Edge	W/L
113 INDIANAPOLIS	-6	15	-6			115 NEW ORLEANS		25	-1	4.0		117 WASHINGTON	-4	23	-9	5.0	
114 KANSAS CITY		9		0.0		116 DALLAS	-3	24				118 PHILADELPHIA		14			
Sun - 12/23, 1:00 PM	OL	OF	OFL	Edge	W/L	Sun - 12/23, 4:25 PM	OL	OF	OFL	Edge	W/L	Sun - 12/23, 1:00 PM	OL	OF	OFL	Edge	W/L
119 ST LOUIS		17				121 NY GIANTS		28		1.0		123 MINNESOTA		20			
120 TAMPA BAY	-3	20	-3	0.0		122 BALTIMORE	-1	28	0			124 HOUSTON	-7	31	-11	4.0	
Sun - 12/23, 4:05 PM	OL	OF	OFL	Edge	W/L	Sun - 12/23, 4:25 PM	OL	OF	OFL	Edge	W/L	Sun - 12/23, 8:30 PM	OL	OF	OFL	Edge	W/L
125 CLEVELAND		16				127 CHICAGO	-5.5	27	-8	2.5		129 SAN FRANCISCO		32		0.5	
126 DENVER	-12	34	-18	6.0		128 ARIZONA		19				130 SEATTLE	-2.5	34	-2		
Sun - 12/23, 1:00 PM	OL	OF	OFL	Edge	W/L												
131 SAN DIEGO		20		1.0													
132 NY JETS	-1	20	0														

TOP STATFOX OUTPLAY FACTOR RATING EDGES:	1. NEW ENGLAND (-14) over JACKSONVILLE	13
	2. GREEN BAY (-12) over TENNESSEE	9
	3. ATLANTA (-3) over DETROIT	6

NFL STAFF PICKS STANDINGS *

All Games	W	L	T	Pct	Last Week	NFL Best Bets (ATS)	W	L	T	Pct	Last Week
StatFox Forecaster	115	98	4	54.0%	11-4	StatFox Brian	30	20	1	60.0%	3-1
StatFox Consensus	116	102	4	53.2%	11-4	StatFox Dave	37	35	2	51.4%	4-0
StatFox Scott	113	106	4	51.6%	9-7	StatFox Scott	24	29	1	45.3%	0-3
StatFox Brian	112	107	4	51.1%	11-5	StatFox Gary	19	24	2	44.2%	1-2
StatFox Gary	108	111	4	49.3%	9-7	TOTAL	110	108	6	50.5%	8-6
StatFox Dave	104	115	4	47.5%	9-7	* [Standings reflect games played through Monday, December 17.]					

NFL GAME BREAKDOWNS: WEEK 16



ATLANTA FALCONS (-3)

vs

DETROIT LIONS



• (101) ATLANTA (SU: 12-2, ATS: 8-5) at (102) DETROIT (SU: 4-10, ATS: 4-9)

	PDIF	SS	PPG	FD	TEAM OFFENSE				F-I		TEAM DEFENSE				F-I	TOD
					RUSHING	PASSING	TOTAL				PPG	FD	RUSHING	PASSING	TOTAL	
ATLANTA	+8.0	19	26	22	24-90 (3.7)	38-26-288 (7.5)	62-378 (6.1)	0-1			18	18	26-125 (4.9)	33-20-230 (7.0)	59-355 (6.0)	1-1 +9
DETROIT	-3.6	20	24	24	25-105 (4.2)	46-27-302 (6.6)	71-407 (5.7)	1-1			27	19	26-119 (4.6)	34-22-219 (6.4)	60-338 (5.6)	0-1 -9

GAME BREAKDOWN: The Falcons can clinch homefield throughout the playoffs with a win on Thursday night. They're coming off their best performance of the season, completely destroying the Giants at home. And Atlanta has been very good on the road all season, going 5-2 SU and 4-2-1 ATS away from home. The Lions continue to find new lows. They were blown out in Arizona last week, as their offense has fallen apart. They're running out practice squad-caliber receivers opposite Calvin Johnson, and their defense and running game continue to stink. They've lost six in a row SU (1-5 ATS).

STATFOX FORECASTER:	ATLANTA	26
	DETROIT	23

BETTING SYSTEM:

Home teams against the total - after being beaten by the spread by 35+ points total in their last five games vs. opp. after going under the total by 35+ points total in their last five. (44-15 Over) Play = Over the total

SERIES HISTORY - LAST 5 SEASONS:

DETROIT is 0-2 ATS (0-2 SU) vs. ATLANTA (0-1 ATS, 0-1 SU at home.)

STATFOX SIX PACK:

DETROIT is 0-10 ATS vs. a team with a winning record in 2nd half of season over the L2 seasons.
DETROIT is 0-9 ATS vs. excellent passing teams with a comp. pct. of 64% or better over the L2 seasons.
DETROIT is 12-2 OVER off a road loss over the L3 seasons.
ATLANTA is 37-56 ATS off a home win since 1992.
ATLANTA is 0-6 ATS after allowing 14 points or less last game over the L2 seasons.
ATLANTA is 8-2 UNDER when playing with 6 or less days rest this season.



NEW ORLEANS SAINTS

vs

DALLAS COWBOYS (-3)



• (115) NEW ORLEANS (SU: 6-8, ATS: 7-7) at (116) DALLAS (SU: 8-6, ATS: 6-8)

	PDIF	SS	PPG	FD	TEAM OFFENSE				F-I	TEAM DEFENSE						TOD
					RUSHING	PASSING	TOTAL			PPG	FD	RUSHING	PASSING	TOTAL	F-I	
NEW ORLEANS	+0.7	21	28	21	22-100 (4.5)	41-26-298 (7.3)	63-398 (6.3)	0-1		27	24	29-146 (5.0)	38-23-288 (7.7)	67-434 (6.5)	1-1	+1
DALLAS	-0.8	22	23	21	23-80 (3.5)	41-28-295 (7.1)	64-375 (5.9)	1-1		24	19	26-115 (4.5)	32-20-226 (7.2)	58-341 (5.9)	1-0	-9

GAME BREAKDOWN: The Saints are pretty much playing for pride at this point, while the Cowboys continue to fight for their playoff lives. The Saints snapped a three-game losing streak in a big way, shutting out the Bucs 41-0 at home last week, but they're just 2-5 SU and 3-4 ATS on the road this season. The Cowboys, on the other hand, haven't exactly had much of a homefield advantage of late. Their overtime win over Pittsburgh last week was their only cover in their last 10 home games, dating back to Thanksgiving 2011.

STATFOX FORECASTER:	NEW ORLEANS	27
	DALLAS	28

BETTING SYSTEM:

Any team - off an upset win as a home underdog, with a winning record on the season. (77-139 ATS)
Play = NEW ORLEANS against the spread

SERIES HISTORY - LAST 5 SEASONS:

DALLAS is 2-0 ATS (1-1 SU) vs. NEW ORLEANS (1-0 ATS, 0-1 SU at home.)

STATFOX SIX PACK:

DALLAS is 6-21 ATS as a favorite over the L3 seasons.
DALLAS is 3-15 ATS as a home favorite over the L3 seasons.
DALLAS is 11-1 OVER at home vs. good passing teams with comp. pct. of 61% or better. over L3 seasons.
NEW ORLEANS is 12-3 ATS in 2nd half of season over the L2 seasons.
NEW ORLEANS is 10-2 ATS off a home win over the L2 seasons.
NEW ORLEANS is 12-2 OVER after a win by 14+ points over the L3 seasons.



TENNESSEE TITANS

vs

GREEN BAY PACKERS (-10½)



• (103) TENNESSEE (SU: 4-9, ATS: 4-9) at (104) GREEN BAY (SU: 10-4, ATS: 8-6)

	TEAM OFFENSE								TEAM DEFENSE						
	PDIF	SS	PPG	FD	RUSHING	PASSING	TOTAL	F-I	PPG	FD	RUSHING	PASSING	TOTAL	F-I	TOD
TENN (thru Wk 14)	-8.8	20	21	17	22-105 (4.7)	36-22-227 (6.2)	58-332 (5.7)	1-1	30	22	30-127 (4.2)	35-24-250 (7.2)	65-377 (5.8)	0-1	-10
GREEN BAY	+3.7	21	25	21	27-108 (4.0)	34-23-242 (7.1)	61-350 (5.7)	0-1	21	20	26-114 (4.5)	36-20-226 (6.2)	62-340 (5.5)	0-1	+6

GAME BREAKDOWN: The Packers have suddenly gotten hot again. They've won three in a row, SU and ATS, including a solid win at rival Chicago last week, 21-13 despite Mason Crosby missing two makeable field goals. Their defense has allowed just 15.7 PPG over those three wins. They haven't lost a home game SU since the season opener, going 4-2 ATS in that span. Tennessee is just 2-5 SU and ATS on the road this season, and QB Jake Locker has been inconsistent all season, but he's struggled badly away from home (70.4 passer rating).

STATFOX FORECASTER:	TENNESSEE	20
	GREEN BAY	30

BETTING SYSTEM:

Home teams - in a game involving two average teams (+/- 0.4 YPP) after 8+ games, after outgaining opp by 150+ total yards in their previous game. (19-50 ATS) Play = TENNESSEE against the spread

SERIES HISTORY - LAST 5 SEASONS:

GREEN BAY is 0-0 ATS (0-1 SU) vs. TENNESSEE (0-0 ATS, 0-0 SU at home.)

STATFOX SIX PACK:

GREEN BAY is 9-23 ATS vs. poor passing def. - allowing 7+ pass YPA in 2nd half of season since 1992.
GREEN BAY is 42-21 OVER versus poor defensive teams - allowing >=350 yards/game since 1992.
GREEN BAY is 8-1 OVER as a home favorite of 7.5 to 14 points over the L2 seasons.
TENNESSEE is 39-19 ATS in non-conference games since 1992.
TENNESSEE is 1-8 ATS vs. a team with a winning record over the L2 seasons.
TENNESSEE is 17-6 UNDER away vs. good offensive teams - scoring 24+ points/game since 1992.



INDIANAPOLIS COLTS (-6)

vs

KANSAS CITY CHIEFS



• (113) INDIANAPOLIS (SU: 9-5, ATS: 9-5) at (114) KANSAS CITY (SU: 2-12, ATS: 5-9)

	PDIF	SS	PPG	FD	TEAM OFFENSE				F-I		TEAM DEFENSE				F-I	TOD
					RUSHING	PASSING	TOTAL				RUSHING	PASSING	TOTAL			
INDIANAPOLIS	-3.5	18	22	23	27-107 (3.9)	40-22-268 (6.6)	67-375 (5.6)		1-1		26	20	26-124 (4.8)	34-22-242 (7.1)	60-366 (6.1)	0-1 -17
KANSAS CITY	-12.3	19	14	18	31-140 (4.6)	31-18-181 (5.8)	62-321 (5.2)		1-1		26	18	30-136 (4.6)	28-17-216 (7.6)	58-352 (6.1)	0-0 -22

GAME BREAKDOWN: The Colts have a chance to lock up a playoff spot if they can win at K.C. This will be only the second time in the past two seasons that the Colts are favored on the road; they won 27-10 at a three-point favorite at Jacksonville in Week 10. They've generally beaten bad teams on the road, with wins at Detroit, Jacksonville and Tennessee and losses at Houston, New England, Chicago and the Jets. The Chiefs couldn't put up any points against Oakland's atrocious defense last week, though they've managed to cover in their last two home games.

BETTING SYSTEM:

Home underdogs or pick - after failing to cover the spread in 2 of last 3 games, a terrible team (<=25%) playing a team with a winning record in the 2nd half of season. (62-25 ATS) Play = KANSAS CITY ATS

SERIES HISTORY - LAST 5 SEASONS:

KANSAS CITY is 2-1 ATS (1-2 SU) vs. INDIANAPOLIS (0-0 ATS, 0-0 SU at home.)

STATFOX SIX PACK:

K.C. is 9-0 UNDER vs. poor def. teams - allowing 350+ yds/gm in 2nd half of season over L2 seasons.
K.C. is 8-0 UNDER vs. poor pass def. - allowing 235+ pass yds/gm in 2nd half of season over L2 seasons.
K.C. is 8-0 UNDER vs. good pass teams averaging 235+ pass yds/gm in 2nd half of season over L2 seasons.
INDIANAPOLIS is 4-15 ATS away vs. good rush teams - avg. 130+ rush yds/gm in 2nd half of season since 1992.
INDIANAPOLIS is 53-23 OVER away after 1+ consecutive losses against the spread since 1992.
INDIANAPOLIS is 80-46 OVER away after the first month of the season since 1992.

STATFOX FORECASTER:

INDIANAPOLIS 23
KANSAS CITY 19



BUFFALO BILLS

vs

MIAMI DOLPHINS (-3½)



• (107) BUFFALO (SU: 5-9, ATS: 6-8) at (108) MIAMI (SU: 6-8, ATS: 6-6)

	PDIF	SS	PPG	FD	TEAM OFFENSE				F-I		TEAM DEFENSE				F-I	TOD
					RUSHING	PASSING	TOTAL				RUSHING	PASSING	TOTAL			
BUFFALO	-6.9	20	22	19	27-140 (5.1)	32-20-201 (6.3)	59-341 (5.8)		1-1		29	22	28-144 (5.1)	34-20-225 (6.6)	62-369 (6.0)	1-1 -10
MIAMI	-1.1	19	19	18	28-111 (4.0)	32-19-205 (6.5)	60-316 (5.3)		1-1		20	20	26-101 (3.8)	38-22-248 (6.6)	64-349 (5.5)	0-1 -12

GAME BREAKDOWN: The Dolphins have beaten Buffalo at home three of the past four years, SU and ATS. In their first meeting this year, a Week 11 Thursday night, the Bills had their way with rookie QB Ryan Tannehill, intercepting him twice among three takeaways and holding the Dolphins to 184 yards of offense in a 19-14 victory. The Dolphins have been solid at home since then though, going 2-0-1 ATS in their own building. The Bills were embarrassed by the Seahawks in Toronto last week, a 50-17 loss.

BETTING SYSTEM:

Any team - after 5 consecutive games where they forced 1 or less turnovers against opponent after a game with a turnover margin of -2 or worse. (37-10 ATS) Play = MIAMI against the spread

SERIES HISTORY - LAST 5 SEASONS:

MIAMI is 6-5 ATS (6-5 SU) vs. BUFFALO (3-2 ATS, 3-2 SU at home.)

STATFOX SIX PACK:

MIAMI is 13-3 UNDER vs. poor defensive teams - allowing >=5.65 yards/play over the L2 seasons.
MIAMI is 19-5 UNDER at home after allowing 9 points or less last game since 1992.
MIAMI is 32-10 UNDER vs. excellent punt return teams, more than 12 yards per return since 1992.
BUFFALO is 17-6 ATS away after allowing 35 points+ last game since 1992.
BUFFALO is 41-25 ATS after 2+ consecutive losses against the spread since 1992.
BUFFALO is 15-6 OVER after 1+ consecutive losses against the spread over the L3 seasons.

STATFOX FORECASTER:

BUFFALO 19
MIAMI 24



statfox SUPER SITUATIONS

Situational analysis uncovers conditions and patterns where teams have consistently outperformed or underperformed their normal levels. These systems are not team specific—the principle is that teams fall into patterns regardless of personnel (i.e. good passing teams, teams seeking revenge, cold teams on a losing streak, etc.).

• **Play On** - Home favorites (SEATTLE) - in a game involving two teams who outpass their opponents by 1.5+ yards per pass, after allowing 5.5 or less passing yards per attempt last game.

• **The situation's record** is 23-3 since 1983 (88.5%, +19.7 units).

RATING = * * *

• **Play Against** - Favorites of 3.5 to 10 points (CHICAGO) - a marginal winning team (51% to 60%) playing a losing team in the second half of the season.

• **The situation's record** is 37-10 over the last 5 seasons (78.7%, +26 units).

RATING = * * *

• **Play On** - Any team (MIAMI) - after 5 consecutive games where they forced 1 or less turnovers against opponent after a game with a turnover margin of -2 or worse.

• **The situation's record** is 37-10 since 1983 (78.7%, +26 units).

RATING = * * *

NFL GAME BREAKDOWNS: WEEK 16



ST. LOUIS RAMS

VS

TAMPA BAY BUCCANEERS (-3)



• (119) ST LOUIS (SU: 6-7-1, ATS: 9-5) at (120) TAMPA BAY (SU: 6-8, ATS: 8-5)

	PDIF	SS	PPG	FD	TEAM OFFENSE				F-I	TEAM DEFENSE						TOD
					RUSHING	PASSING	TOTAL			PPG	FD	RUSHING	PASSING	TOTAL	F-I	
ST LOUIS	-4.1	22	18	18	26-110 (4.2)	35-21-222 (6.4)	61-332 (5.4)	0-1	22	20	28-116 (4.2)	34-23-219 (6.5)	62-335 (5.4)	0-1	-3	
TAMPA BAY	+0.4	21	25	19	26-115 (4.4)	34-19-244 (7.2)	60-359 (6.0)	0-1	25	21	24-84 (3.5)	40-26-310 (7.8)	64-394 (6.2)	0-1	+7	

GAME BREAKDOWN: Both these teams are coming off miserable Week 15 performances. The Rams couldn't tackle Adrian Peterson, while the Bucs couldn't do anything right in a lopsided loss at New Orleans. Tampa is in the midst of a late-season collapse, dropping four in a row SU (0-3-1 ATS). They've dropped two straight at home, though the losses (to Atlanta and Philly) came by a total of three points. The Rams had a three-game winning streak snapped by the Vikings last week, and they've managed to cover in their last four road games (2-1-1 SU).

STATFOX FORECASTER: ST. LOUIS 20
TAMPA BAY 25

BETTING SYSTEM:

Any team against the total - average team (+/- 3 PPG diff.) against poor team (-3 to -7 PPG diff.) after 8+ games, after scoring 7 points or less in first half of 2 straight games. (61-26 Over) Play = Over the total

SERIES HISTORY - LAST 5 SEASONS:

TAMPA BAY is 1-1 ATS (2-0 SU) vs. ST LOUIS (1-1 ATS, 2-0 SU at home.)

STATFOX SIX PACK:

TAMPA is 0-7 ATS vs. poor KO cov. teams, allowing 24+ yds/ret in 2nd half of season over L2 seasons.
TAMPA is 0-7 ATS in December games over the L2 seasons.
TAMPA is 1-9 ATS at home vs. poor KO cov. teams, allowing 24+ yds/ret in 2nd half of season since 1992.
ST LOUIS is 5-22 ATS away after allowing 150 or less passing yards in their last game since 1992.
ST LOUIS is 4-19 ATS away vs. good offensive teams - scoring 24+ points/game since 1992.
ST LOUIS is 14-36 ATS after allowing 150 or less passing yards in their last game since 1992.



OAKLAND RAIDERS

VS

CAROLINA PANTHERS (-8)



• (105) OAKLAND (SU: 4-10, ATS: 4-9) at (106) CAROLINA (SU: 5-9, ATS: 7-7)

	PDIF	SS	PPG	FD	TEAM OFFENSE				F-I		PPG	FD	TEAM DEFENSE				F-I	TOD
					RUSHING	PASSING	TOTAL						RUSHING	PASSING	TOTAL			
OAKLAND	-9.9	19	19	19	23-90 (3.9)	40-24-271 (6.7)	63-361 (5.7)	1-1		29	20	28-123 (4.5)	34-23-248 (7.2)	62-371 (6.0)	0-1	-7		
CAROLINA	-1.6	22	21	20	28-122 (4.3)	30-18-233 (7.7)	58-355 (6.1)	1-1		23	21	27-118 (4.4)	34-23-218 (6.4)	61-336 (5.5)	1-1	+2		

GAME BREAKDOWN: The Panthers are starting to look like the playoff team they thought they would be four months ago. They manhandled Atlanta at home two weeks ago then absolutely dominated the Chargers in San Diego last week. They've won three of four SU and ATS (and the Falcons win snapped a five-game home losing streak). The Raiders snapped a six-game SU and ATS losing streak by shutting out the Chiefs at home last week. However, they're only scored one touchdown in the past two games and are 2-10 SU and ATS against teams who aren't the Kansas City Chiefs.

STATFOX FORECASTER: OAKLAND 20
CAROLINA 27

BETTING SYSTEM:

Road teams against the total - after having lost 6 or 7 out of their last 8 games against opponent after having won 3 out of their last 4 games. (26- 6 Under) Play = Under the total

SERIES HISTORY - LAST 5 SEASONS:

CAROLINA is 1-0 ATS (1-0 SU) vs. OAKLAND (0-0 ATS, 0-0 SU at home.)

STATFOX SIX PACK:

CAROLINA is 50-22 ATS vs. bad defensive teams who give up 24+ points/game since 1992.
CAROLINA is 44-22 ATS vs. a team with a losing record in 2nd half of season since 1992.
CAROLINA is 10-2 OVER after playing their last game on the road over the L2 seasons.
OAKLAND is 29-64 ATS vs. a team with a losing record since 1992.
OAKLAND is 15-35 ATS vs. a team with a losing record in 2nd half of season since 1992.
OAKLAND is 16-37 ATS when playing against a bad team (Win Pct. 25% to 40%) since 1992.



NEW ENGLAND PATRIOTS (-14)

VS

JACKSONVILLE JAGUARS



• (111) NEW ENGLAND (SU: 10-4, ATS: 8-5) at (112) JACKSONVILLE (SU: 2-12, ATS: 5-8)

	TEAM OFFENSE								TEAM DEFENSE						
	PDIF	SS	PPG	FD	RUSHING	PASSING	TOTAL	F-I	PPG	FD	RUSHING	PASSING	TOTAL	F-I	TOD
NEW ENGLAND	+13.6	20	36	28	33-137 (4.2)	40-25-296 (7.3)	73-433 (5.9)	0-0	22	22	27-107 (3.9)	36-23-271 (7.5)	63-378 (6.0)	1-1	+22
JACKSONVILLE	-11.7	19	16	16	22-82 (3.7)	35-20-202 (5.7)	57-284 (5.0)	1-1	27	24	35-147 (4.3)	34-22-246 (7.2)	69-393 (5.7)	1-1	+1

GAME BREAKDOWN: The Patriots will look to bounce back from a tough home loss to the Niners and stay in the hunt for a first-round playoff bye. New England is 5-2 SU and 5-1-1 ATS on the road this year and they're averaging 36.6 PPG away from home. The Jaguars are once again completely incapable of moving the ball. Even with No. 1 receiver Cecil Shorts returning to the lineup last week, they failed to score a touchdown at Miami. The Jags have a total of 31 points over the past three games. They're 1-6 SU and ATS at home this season.

STATFOX FORECASTER: NEW ENGLAND 35
JACKSONVILLE 18

BETTING SYSTEM:

Road teams where the total is between 42.5 and 49 points - off an upset loss as a favorite, with a winning record on the season. (33-7 Over) Play = Over the total

SERIES HISTORY - LAST 5 SEASONS:

JACKSONVILLE is 1-1 ATS (0-2 SU) vs. NEW ENGLAND (0-0 ATS, 0-0 SU at home.)

STATFOX SIX PACK:

JACKSONVILLE is 5-15 ATS when playing with 6 or less days rest over the L2 seasons.
JACKSONVILLE is 1-8 ATS off 2+ consecutive unders over the L2 seasons.
JACKSONVILLE is 12-2 UNDER after playing their last game on the road over the L2 seasons.
NEW ENGLAND is 10-0 ATS in a road game where the total is 45.5-49 points over the L3 seasons.
NEW ENGLAND is 21-4 OVER after gaining 400+ total yards in their previous game over the L3 seasons.
NEW ENGLAND is 14-1 OVER vs. poor pass def. - allowing comp. pct. of 61% or worse over L3 seasons.



NEW YORK GIANTS

vs

BALTIMORE RAVENS (-2)



• (121) NY GIANTS (SU: 8-6, ATS: 6-7) at (122) BALTIMORE (SU: 9-5, ATS: 5-8)

	PDIF	SS	PPG	FD	TEAM OFFENSE			F-I		PPG	FD	TEAM DEFENSE			F-I	TOD
					RUSHING	PASSING	TOTAL					RUSHING	PASSING	TOTAL		
NY GIANTS	+4.9	22	27	20	26-115 (4.5)	35-21-250 (7.1)	61-365 (6.0)	0-1		22	20	27-124 (4.6)	33-21-254 (7.7)	60-378 (6.3)	1-1	+13
BALTIMORE	+2.9	20	25	19	25-105 (4.2)	35-21-235 (6.7)	60-340 (5.7)	0-1		22	22	33-132 (4.0)	36-22-242 (6.7)	69-374 (5.4)	1-1	+10

GAME BREAKDOWN: The Ravens are in complete disarray right now. They've lost three in a row, SU and ATS, and they seemed to press the panic button in firing offensive coordinator Cam Cameron prior to last week. Things weren't better under new OC Jim Caldwell last week, as they couldn't move the ball until garbage time in a 34-17 home loss to the Broncos. The potential return of LB Ray Lewis (triceps) could give them a needed boost defensively. The Giants are coming off an absolute dud of their own, getting shut out 34-0 in Atlanta. They've been awful on the road, getting outscored 82-29 over their last three road games.

STATFOX FORECASTER: NY GIANTS 24
BALTIMORE 24

BETTING SYSTEM:

Road teams where the line is +3 to -3 - with a terrible defense - allowing 360 or more total yards/game, after allowing 400 or more total yards/game in their last 3 games. (27-6 ATS) Play = NY GIANTS ATS.

SERIES HISTORY - LAST 5 SEASONS:

ALTIMORE is 0-1 ATS (0-1 SU) vs. NY GIANTS (0-0 ATS, 0-0 SU at home.)

STATFOX SIX PACK:

BALTIMORE is 1-8 ATS at home vs. terrible defensive teams - allowing >=375 yards/game since 1992.
BALTIMORE is 39-23 ATS after a playing a game where 50 total points+ were scored since 1992.
BALTIMORE is 21-9 UNDER in the last 2 weeks of the regular season since 1992.
NY GIANTS are 42-16 UNDER away after failing to cover the spread in 2 of their last 3 games since 1992.
NY GIANTS are 66-35 UNDER after failing to cover the spread in 2 out of their last 3 games since 1992.
NY GIANTS are 36-15 UNDER away after having lost 2 out of their last 3 games since 1992.



MINNESOTA VIKINGS

vs

HOUSTON TEXANS (-7½)



• (123) MINNESOTA (SU: 8-6, ATS: 7-6) at (124) HOUSTON (SU: 12-2, ATS: 9-4)

	PDIF	SS	PPG	FD	TEAM OFFENSE			F-I		PPG	FD	TEAM DEFENSE			F-I	TOD
					RUSHING	PASSING	TOTAL					RUSHING	PASSING	TOTAL		
MINNESOTA	+0.8	19	23	18	29-160 (5.5)	30-19-169 (5.6)	59-329 (5.6)	1-1		22	22	28-113 (4.0)	38-25-244 (6.3)	66-357 (5.4)	1-1	-3
HOUSTON	+8.1	18	28	22	34-141 (4.2)	35-22-245 (7.1)	69-386 (5.6)	0-1		20	18	22-94 (4.2)	37-20-232 (6.2)	59-326 (5.5)	1-1	+15

GAME BREAKDOWN: Adrian Peterson will continue to chase history, this time against a Houston run defense that has been less than stellar. Because they often have the lead the Texans haven't had a lot of teams try to consistently run on them, but they are allowing 4.1 yards per carry and allowed 124 to a subpar Colts running game last week. Houston can clinch homefield throughout the playoffs with a victory. They've been awfully tough at home all year, going 6-1 SU and 5-2 ATS. Matt Schaub continues to be excellent in home games, where he's completing 69.4% of his passes with a 13-to-4 TD/INT ratio.

STATFOX FORECASTER: MINNESOTA 20
HOUSTON 25

BETTING SYSTEM:

Favorites - in non-conference games, off a win against a division rival. (85-44 ATS) Play = HOUSTON against the spread

SERIES HISTORY - LAST 5 SEASONS:

HOUSTON is 0-1 ATS (0-1 SU) vs. MINNESOTA (0-0 ATS, 0-0 SU at home.)

STATFOX SIX PACK:

HOUSTON is 20-5 ATS in games played on a grass field over the L2 seasons.
HOUSTON is 21-9 ATS in all lined games over the L2 seasons.
HOUSTON is 10-2 ATS vs. a team with a winning record over the L2 seasons.
MINNESOTA is 24-7 OVER away vs. good teams - outscoring opp. by 6+ PPG on the season since 1992.
MINNESOTA is 11-1 UNDER away after gaining 200+ rushing yards last game since 1992.
MINNESOTA is 34-14 OVER after being outgained by opp by 100+ total yards last game since 1992.



statfox SITUATIONAL TEAM POWER TRENDS

The StatFox Situational Team Power Trends uncover certain situations where a team outperforms or underperforms their normal level of play. Unlike the StatFox Super Situations, all trend records listed apply to the team in question. These trends are great indicators of how teams react to certain situations (i.e. coming off a close win, against division opponents, after a loss giving up a high number passing yards, etc.)

• DETROIT is 0-10 ATS (-11 Units) when playing against a team with a winning record in the second half of the season over the last 2 seasons.

The average score was DETROIT 24.5, OPPONENT 33.3.

PLAY ON ATLANTA
RATING = *****

• ARIZONA is 0-8 ATS (-8.8 Units) after a game with a turnover margin of +2 or better over the last 3 seasons.

The average score was ARIZONA 11.4, OPPONENT 30.3.

PLAY ON CHICAGO
RATING = ***

• PHILADELPHIA is 9-0 ATS (+9 Units) off a home blowout loss by 21 points or more since 1992.

The average score was PHILADELPHIA 24.1, OPPONENT 16.9.

PLAY ON PHILADELPHIA
RATING = ***

NFL GAME BREAKDOWNS: WEEK 16



WASHINGTON REDSKINS (-4½)

vs

PHILADELPHIA EAGLES



• (117) WASHINGTON (SU: 8-6, ATS: 9-5) at (118) PHILADELPHIA (SU: 4-10, ATS: 3-10)

	PDIF	SS	PPG	FD	TEAM OFFENSE				F-I		TEAM DEFENSE				F-I	TOD
					RUSHING	PASSING	TOTAL				PPG	FD	RUSHING	PASSING	TOTAL	
WASHINGTON	+2.2	21	27	21	32-165 (5.2)	29-19-225 (7.9)	61-390 (6.4)	0-0			25	21	23-96 (4.2)	39-24-285 (7.2)	62-381 (6.1)	1-1
PHILADELPHIA	-8.7	21	18	21	26-120 (4.6)	38-22-232 (6.1)	64-352 (5.5)	2-1			27	19	30-123 (4.1)	31-19-219 (7.0)	61-342 (5.6)	0-0

GAME BREAKDOWN: Washington showed they could win without Robert Griffin III last week, crushing the Browns in Cleveland. Griffin (knee) is questionable for this week, though rookie back-up Kirk Cousins threw for 329 yards with a 104.4 passer rating in last week's win. The Eagles took a step back in last Thursday's mistake-filled home loss to the Bengals, losing four fumbles and gaining just 221 yards of offense. The extra three days rest might give them a bit of an edge going into this one, but they were positively destroyed in Washington in Week 11, turning it over three times in a 31-6 loss.

STATFOX FORECASTER: | WASHINGTON 28
PHILADELPHIA 22

BETTING SYSTEM:

Favorites of 3.5 to 10 points - a marginal winning team (51% to 60%) playing a losing team in the second half of the season. (10-37 ATS) Play = PHILADELPHIA against the spread

SERIES HISTORY - LAST 5 SEASONS:

PHILADELPHIA is 5-6 ATS (6-5 SU) vs. WASHINGTON (1-4 ATS, 2-3 SU at home.)

STATFOX SIX PACK:

PHILADELPHIA is 9-0 ATS off a home blowout loss by 21 points+ since 1992.
PHILADELPHIA is 0-8 ATS at home vs. poor pass def. - allowing comp. pct. of 61% or worse over L2 seasons.
PHILADELPHIA is 0-7 ATS at home after 1+ consecutive losses against the spread over the L2 seasons.
WASHINGTON is 9-1 ATS away after a dominating game - 34+ minutes TOP, 24+ First downs since 1992.
WASHINGTON is 27-47 ATS as a favorite of 3.5 to 9.5 points since 1992.
WASHINGTON is 17-4 UNDER after a dominating game - 34+ minutes TOP, 24+ First downs since 1992.



CINCINNATI BENGALS

vs

PITTSBURGH STEELERS (-4½)



• (109) CINCINNATI (SU: 8-6, ATS: 7-6) at (110) PITTSBURGH (SU: 7-7, ATS: 5-8)

	PDIF	SS	PPG	FD	TEAM OFFENSE				F-I	TEAM DEFENSE						
					RUSHING	PASSING	TOTAL	PPG		FD	RUSHING	PASSING	TOTAL	F-I	TOD	
CINCINNATI	+4.4	18	25	19	28-120 (4.3)	34-21-227 (6.7)	62-347 (5.6)	1-1	21	19	25-102 (4.1)	36-22-219 (6.1)	61-321 (5.3)	1-1	+3	
PITTSBURGH	+0.8	19	22	20	25-97 (3.9)	37-23-248 (6.6)	62-345 (5.6)	1-1	21	17	25-93 (3.7)	32-18-181 (5.6)	57-274 (4.8)	0-0	-14	

GAME BREAKDOWN: This one is pretty close to a playoff game, as these two teams battle for a wild card spot. The Steelers have absolutely owned the Bengals over the past three seasons, beating them five times, SU and ATS. They won in Cincinnati in Week 7, 24-17, in a game that wasn't nearly as close as the final score would indicate. The Steelers outgained Cincy 431-185, and completely shut down the Bengals by simply doubling WR A.J. Green. Though Pittsburgh's injury-ravaged secondary could open the door a little bit more for QB Andy Dalton, who has a 48.8% completion percentage in three career games against the Steelers.

STATFOX FORECASTER: | CINCINNATI 20
PITTSBURGH 21

BETTING SYSTEM:

Any team against the total - an average offensive team (18 to 23 PPG) against a good offensive team (23-27 PPG), after allowing 25 points or more in 2 straight games. (31-9 Under) Play = Under the total

SERIES HISTORY - LAST 5 SEASONS:

PITTSBURGH is 9-2 ATS (9-2 SU) vs. CINCINNATI (4-1 ATS, 4-1 SU at home.)

STATFOX SIX PACK:

PITTSBURGH is 46-23 ATS as a home favorite of 3.5 to 7 points since 1992.
PITTSBURGH is 16-4 ATS at home after gaining 300+ passing yards in last game since 1992.
PITTSBURGH is 90-60 ATS as a favorite of 3.5 to 9.5 points since 1992.
CINCINNATI is 7-0 ATS away after 1+ consecutive wins against the spread over the L2 seasons.
CINCINNATI is 109-143 ATS against conference opponents since 1992.
CINCINNATI is 56-86 ATS vs. division opponents since 1992.



CLEVELAND BROWNS

vs

DENVER BRONCOS (-10½)



• (125) CLEVELAND (SU: 5-9, ATS: 7-5) at (126) DENVER (SU: 11-3, ATS: 9-4)

	TEAM OFFENSE								TEAM DEFENSE						
	PDIF	SS	PPG	FD	RUSHING	PASSING	TOTAL	F-I	PPG	FD	RUSHING	PASSING	TOTAL	F-I	TOD
CLEVELAND	-2.1	19	20	17	25-97 (3.9)	36-20-222 (6.2)	61-319 (5.2)	0-1	22	21	28-121 (4.3)	38-24-247 (6.5)	66-368 (5.6)	1-1	+7
DENVER	+9.6	20	29	23	29-110 (3.8)	37-25-278 (7.6)	66-388 (5.9)	1-1	20	18	26-91 (3.6)	36-21-216 (6.0)	62-307 (5.0)	0-1	+0

GAME BREAKDOWN: The Broncos will be big favorites as they look for their 10th SU win in a row. They're 7-2 ATS during their nine-game win streak, and they dominated the Ravens in Baltimore last week. They're 3-0 SU and ATS against the AFC North so far this year, and they've topped 30 points in five of their six home games so far this year. The Browns seemed to be building some momentum with three straight wins but were miserable on both sides of the ball in a home loss to the Redskins last week. Brandon Weeden threw two picks in the loss, but hasn't had back-to-back multi-INT games yet this year.

STATFOX FORECASTER: | CLEVELAND 16
DENVER 27

BETTING SYSTEM:

Any team where the total is between 42.5 and 49 points - after covering the spread in 6 or 7 out of their last 8 games, with a winning record in the second half of the season. (33-10 Over) Play = Over the total

SERIES HISTORY - LAST 5 SEASONS:

DENVER is 2-0 ATS (2-0 SU) vs. CLEVELAND (1-0 ATS, 1-0 SU at home.)

STATFOX SIX PACK:

DENVER is 8-1 ATS as a favorite this season.
DENVER is 34-10 OVER in a home game where the total is between 42.5 and 45 points since 1992.
DENVER is 54-27 OVER in a home game where the total is between 42.5 and 49 points since 1992.
CLEVELAND is 17-5 UNDER in games played on a grass field over the L2 seasons.
CLEVELAND is 16-5 UNDER after the first month of the season over the L2 seasons.
CLEVELAND is 9-1 UNDER in December games over the L3 seasons.



SAN FRANCISCO 49ERS (-1)

vs

SEATTLE SEAHAWKS



• (129) SAN FRANCISCO (SU: 10-3-1, ATS: 9-5) at (130) SEATTLE (SU: 9-5, ATS: 10-4)

	PDIF	SS	PPG	FD	TEAM OFFENSE			F-I		TEAM DEFENSE			F-I	TOD
					RUSHING	PASSING	TOTAL			RUSHING	PASSING	TOTAL		
SAN FRANCISCO	+9.9	21	26	20	31-163 (5.2)	26-18-199 (7.5)	57-362 (6.4)	0-0		16	18	25-91 (3.6)	36-22-202 (5.5)	61-293 (4.8)
SEATTLE	+9.4	20	25	19	33-161 (4.8)	26-16-189 (7.3)	59-350 (5.9)	1-1		16	18	24-106 (4.5)	35-20-197 (5.7)	59-303 (5.1)

GAME BREAKDOWN: The Niners have beaten Seattle four times in a row SU, but the Seahawks have covered in each of their last two meetings. When the teams met in San Francisco in Week 7, the Niners smothered Russell Wilson in a 13-6 victory, as the rookie went 9-for-23 for 122 yards and an INT. The Niners got their running game going in the second half of that game to take the lead. Alex Smith was still under center for the Niners at that point, but new starter Colin Kaepernick has added a new dimension to their offense. San Fran is 4-1 SU and ATS with Kaepernick under center, including last week's impressive win at New England.

STATFOX FORECASTER: | **SAN FRANCISCO** 21
SEATTLE 21

BETTING SYSTEM:

Any team where the total is between 35.5 and 42 points - in a game involving two mistake-free teams (<=1.25 turnovers/game committed) after 8+ games. (26-4 Under) Play = Under the total

SERIES HISTORY - LAST 5 SEASONS:

SEATTLE is 7-4 ATS (5-6 SU) vs. SAN FRANCISCO (4-1 ATS, 3-2 SU at home.)

STATFOX SIX PACK:

SEATTLE is 13-1 ATS off 1+ straight overs over the L2 seasons.
 SEATTLE is 18-4 ATS when playing with 6 or less days rest over the L2 seasons.
 SEATTLE is 8-0 ATS after gaining 6+ yards/play in their previous game over the L2 seasons.
 SAN FRANCISCO is 11-3 ATS after playing their last game on the road over the L2 seasons.
 SAN FRANCISCO is 33-51 ATS away after 1+ consecutive wins against the spread since 1992.
 SAN FRANCISCO is 9-2 ATS vs. poor rush defenses - allowing 4.5+ rush YPC over the L2 seasons.



CHICAGO BEARS (-6)

vs

ARIZONA CARDINALS



• (127) CHICAGO (SU: 8-6, ATS: 6-8) at (128) ARIZONA (SU: 5-9, ATS: 6-8)

	PDIF	SS	PPG	FD	TEAM OFFENSE			F-I		PPG	FD	TEAM DEFENSE		TOTAL	F-I	TOD
					RUSHING	PASSING	TOTAL					RUSHING	PASSING			
CHICAGO	+5.8	21	23	18	29-120 (4.2)	31-18-185 (6.1)	60-305 (5.1)	0-1		17	18	25-109 (4.4)	36-21-210 (5.9)	61-319 (5.2)	1-2	+14
ARIZONA	-5.6	22	16	16	23-80 (3.5)	38-21-184 (4.9)	61-264 (4.3)	1-1		22	18	31-137 (4.4)	32-17-198 (6.3)	63-335 (5.3)	1-2	+3

GAME BREAKDOWN: The Cardinals broke their nine-game losing streak with another unusual win last week, scoring two defensive touchdowns in a 38-10 win over the Lions. While rookie QB Ryan Lindley was awful again, he at least managed to avoid the multiple killer turnovers that plagued this team the past few weeks (he was 14-21 for 104 yards, no TDs and one INT). The Bears are once again fighting for their playoff lives, dropping three in a row even with Jay Cutler back under center. They failed to score 20 points in any of those losses, and Cutler has struggled badly in back-to-back games.

STATFOX FORECASTER: | **CHICAGO** 20
ARIZONA 14

BETTING SYSTEM:

Favorites of 3.5 to 10 points - a marginal winning team (51% to 60%) playing a losing team in the second half of the season. (10-37 ATS) Play = ARIZONA against the spread

SERIES HISTORY - LAST 5 SEASONS:

ARIZONA is 1-0 ATS (1-0 SU) vs. CHICAGO (0-0 ATS, 0-0 SU at home.)

STATFOX SIX PACK:

ARIZONA is 0-8 ATS after a game with a turnover margin of +2 or better over the L3 seasons.
 ARIZONA is 3-13 ATS vs. marginal winning teams (Win Pct. 51% to 60%) in 2nd half of season since 1992.
 ARIZONA is 15-5 ATS against teams who force 2.5+ turnovers/game on the season since 1992.
 CHICAGO is 8-29 ATS away in December games since 1992.
 CHICAGO is 11-28 ATS away in the last 4 weeks of the regular season since 1992.
 CHICAGO is 0-6 ATS in December games over the L2 seasons.



SAN DIEGO CHARGERS

vs

NEW YORK JETS (-3)



• (131) SAN DIEGO (SU: 5-9, ATS: 5-8) at (132) NY JETS (SU: 6-7, ATS: 6-6)

	PDIF	SS	PPG	FD	TEAM OFFENSE			F-I		PPG	FD	TEAM DEFENSE		TOTAL	F-I	TOD
					RUSHING	PASSING	TOTAL					RUSHING	PASSING			
SAN DIEGO	-0.9	19	21	19	25-93 (3.7)	35-22-216 (6.2)	60-309 (5.2)	1-1		22	20	25-97 (3.9)	37-23-241 (6.5)	62-338 (5.5)	1-1	-1
NY JETS (thru Wk 14)	-4.7	22	19	19	31-119 (3.8)	31-17-187 (6.0)	62-306 (4.9)	1-1		24	19	31-136 (4.4)	33-18-196 (6.0)	64-332 (5.2)	1-1	-6

GAME BREAKDOWN: The Jets should enjoy hosting a Chargers team they've beaten twice during the Rex Ryan era. When these teams met in New York Week 7 last season, the Chargers jumped out to a 21-10 halftime lead only to have the Jets outscore them 17-0 in the second half, led by RB Shonn Greene's 112 rushing yards and a defense that held the Chargers to 268 yards of offense. And San Diego is coming off possibly the worst offensive performance any team has had in 2012. Playing at home against Carolina's struggling defense, the Chargers gained just 164 yards of offense, and RB Ryan Mathews (broken collarbone) is out for the year.

STATFOX FORECASTER: | **SAN DIEGO** 19
NY JETS 20

BETTING SYSTEM:

Home teams where the line is +3 to -3 - with a poor rushing defense - allowing 130 or more rushing yards/game. (34-61 ATS) Play = SAN DIEGO against the spread

SERIES HISTORY - LAST 5 SEASONS:

NY JETS is 2-1 ATS (2-1 SU) vs. SAN DIEGO (1-0 ATS, 1-0 SU at home.)

STATFOX SIX PACK:

NY JETS are 22-11 OVER against conference opponents over the L3 seasons.
 NY JETS are 52-32 UNDER in December games since 1992.
 NY JETS are 36-21 UNDER at home vs. a team with a losing record since 1992.
 SAN DIEGO is 2-8 ATS in games where the line is +3 to -3 this season.
 SAN DIEGO is 51-33 ATS away in 2nd half of season since 1992.
 SAN DIEGO is 11-1 OVER away after playing a game at home over the L3 seasons.

Top NFL Statistical Edges - Week 16

Here is a listing of the top team statistical edges when compared head-to-head with their opponents. Keep track of the ATS wins and losses of the top teams for each of the various statistics to determine if any particular category stands out in terms of success.

OFFENSIVE STATISTICS		DEFENSIVE STATISTICS		OFF/DEF DIFFERENTIALS	
Points Scored (PPG)	W/L	Points Allowed (PPG)	W/L	Scoring Differential (PPG)	W/L
1. NEW ENGLAND (vs JAC): +20.5		1. GREEN BAY (vs TEN): +8.8		1. NEW ENGLAND (vs JAC): +25.4	
2. DENVER (vs CLE): +9.2		2. MIAMI (vs BUF): +8.8		2. GREEN BAY (vs TEN): +12.6	
3. WASHINGTON (vs PHI): +9.1		3. ATLANTA (vs DET): +8.6		3. DENVER (vs CLE): +11.8	
4. INDIANAPOLIS (vs KC): +8.1		4. CAROLINA (vs OAK): +5.9		4. ATLANTA (vs DET): +11.6	
5. CHICAGO (vs ARZ): +6.9		5. NEW ENGLAND (vs JAC): +4.9		5. CHICAGO (vs ARZ): +11.4	
6. TAMPA BAY (vs STL): +6.9		6. CHICAGO (vs ARZ): +4.4		6. WASHINGTON (vs PHI): +10.9	
7. HOUSTON (vs MIN): +5.4		7. DALLAS (vs NO): +2.9		7. INDIANAPOLIS (vs KC): +8.8	

Rushing Yards Gained (RYPG)	W/L	Rushing Yards Allowed (RYPG)	W/L	Rushing Yds Differential (RYPG)	W/L
1. NEW ENGLAND (vs JAC): +54.3		1. MIAMI (vs BUF): +43.6		1. NEW ENGLAND (vs JAC): +94.9	
2. WASHINGTON (vs PHI): +44.6		2. NEW ENGLAND (vs JAC): +40.6		2. WASHINGTON (vs PHI): +71.6	
3. CHICAGO (vs ARZ): +39.4		3. SAN DIEGO (vs NYJ): +39.0		3. CHICAGO (vs ARZ): +67.5	
4. KANSAS CITY (vs IND): +32.4		4. TAMPA BAY (vs STL): +32.6		4. DENVER (vs CLE): +42.4	
5. CAROLINA (vs OAK): +31.8		5. DALLAS (vs NO): +31.3		5. TAMPA BAY (vs STL): +37.1	
6. BUFFALO (vs MIA): +28.5		6. DENVER (vs CLE): +29.6		6. CAROLINA (vs OAK): +36.5	
7. NY JETS (vs SD): +25.5		7. CHICAGO (vs ARZ): +28.1		7. DETROIT (vs ATL): +20.5	

Yards Per Rush Gained (YPR)	W/L	Yards Per Rush Allowed (YPR)	W/L	Yards Per Rush Differential (YPR)	W/L
1. MINNESOTA (vs HOU): +1.3		1. MIAMI (vs BUF): +1.2		1. MINNESOTA (vs HOU): +1.4	
2. BUFFALO (vs MIA): +1.1		2. SAN FRANCISCO (vs SEA): +0.9		2. SAN FRANCISCO (vs SEA): +1.3	
3. NEW ORLEANS (vs DAL): +1.0		3. DENVER (vs CLE): +0.7		3. TENNESSEE (vs GB): +1.0	
4. TENNESSEE (vs GB): +0.7		4. TAMPA BAY (vs STL): +0.6		4. TAMPA BAY (vs STL): +0.8	
5. CHICAGO (vs ARZ): +0.6		5. BALTIMORE (vs NYG): +0.6		5. DETROIT (vs ATL): +0.8	
6. KANSAS CITY (vs IND): +0.6		6. SAN DIEGO (vs NYJ): +0.5		6. KANSAS CITY (vs IND): +0.8	
7. WASHINGTON (vs PHI): +0.5		7. DALLAS (vs NO): +0.5		7. NEW ENGLAND (vs JAC): +0.8	

Passing Yards Gained (PYPG)	W/L	Passing Yards Allowed (PYPG)	W/L	Passing Yds Differential (PYPG)	W/L
1. NEW ENGLAND (vs JAC): +94.1		1. ST LOUIS (vs TB): +91.5		1. HOUSTON (vs MIN): +88.2	
2. INDIANAPOLIS (vs KC): +86.7		2. PHILADELPHIA (vs WAS): +66.7		2. DENVER (vs CLE): +86.6	
3. HOUSTON (vs MIN): +76.2		3. DALLAS (vs NO): +62.1		3. PHILADELPHIA (vs WAS): +74.2	
4. DENVER (vs CLE): +55.4		4. NY JETS (vs SD): +45.1		4. NEW ENGLAND (vs JAC): +69.1	
5. OAKLAND (vs CAR): +37.5		5. PITTSBURGH (vs CIN): +38.0		5. ST LOUIS (vs TB): +69.1	
6. SAN DIEGO (vs NYJ): +28.5		6. DENVER (vs CLE): +31.1		6. INDIANAPOLIS (vs KC): +60.1	
7. TAMPA BAY (vs STL): +22.4		7. CAROLINA (vs OAK): +30.6		7. DALLAS (vs NO): +58.8	

Yards Per Pass Attempted (PYA)	W/L	Yards Per Pass Allowed (PYA)	W/L	Yards Per Pass Differential (PYA)	W/L
1. WASHINGTON (vs PHI): +1.7		1. ST LOUIS (vs TB): +1.4		1. DENVER (vs CLE): +1.9	
2. NEW ENGLAND (vs JAC): +1.6		2. BALTIMORE (vs NYG): +1.0		2. GREEN BAY (vs TEN): +1.8	
3. HOUSTON (vs MIN): +1.5		3. GREEN BAY (vs TEN): +1.0		3. CAROLINA (vs OAK): +1.8	
4. DENVER (vs CLE): +1.3		4. CAROLINA (vs OAK): +0.8		4. HOUSTON (vs MIN): +1.6	
5. CHICAGO (vs ARZ): +1.2		5. DETROIT (vs ATL): +0.6		5. CHICAGO (vs ARZ): +1.6	
6. CAROLINA (vs OAK): +0.9		6. INDIANAPOLIS (vs KC): +0.5		6. WASHINGTON (vs PHI): +1.5	
7. ATLANTA (vs DET): +0.9		7. NY JETS (vs SD): +0.5		7. INDIANAPOLIS (vs KC): +1.4	

Total Yards Gained (TYPG)	W/L	Total Yards Allowed (TYPG)	W/L	Total Yds Differential (TYPG)	W/L
1. NEW ENGLAND (vs JAC): +148.4		1. DALLAS (vs NO): +93.4		1. NEW ENGLAND (vs JAC): +164.0	
2. DENVER (vs CLE): +68.2		2. DENVER (vs CLE): +60.8		2. DENVER (vs CLE): +129.0	
3. HOUSTON (vs MIN): +57.6		3. ST LOUIS (vs TB): +58.9		3. HOUSTON (vs MIN): +89.1	
4. INDIANAPOLIS (vs KC): +54.3		4. PITTSBURGH (vs CIN): +47.1		4. DALLAS (vs NO): +70.4	
5. CHICAGO (vs ARZ): +40.5		5. PHILADELPHIA (vs WAS): +39.6		5. CHICAGO (vs ARZ): +57.0	
6. WASHINGTON (vs PHI): +37.1		6. GREEN BAY (vs TEN): +37.0		6. GREEN BAY (vs TEN): +54.6	
7. DETROIT (vs ATL): +29.1		7. CAROLINA (vs OAK): +35.3		7. DETROIT (vs ATL): +45.9	

Yards Per Play Attempted (YPP)	W/L	Yards Per Play Allowed (YPP)	W/L	Yards Per Play Differential (YPP)	W/L
1. NEW ENGLAND (vs JAC): +1.0		1. NEW ENGLAND (vs JAC): +1.7		1. NEW ENGLAND (vs JAC): +2.6	
2. WASHINGTON (vs PHI): +0.9		2. DALLAS (vs NO): +1.5		2. DENVER (vs CLE): +2.0	
3. CHICAGO (vs ARZ): +0.8		3. DENVER (vs CLE): +1.4		3. HOUSTON (vs MIN): +1.4	
4. DENVER (vs CLE): +0.7		4. HOUSTON (vs MIN): +1.2		4. DALLAS (vs NO): +1.1	
5. TAMPA BAY (vs STL): +0.5		5. ST LOUIS (vs TB): +1.1		5. CHICAGO (vs ARZ): +0.9	
6. NEW ORLEANS (vs DAL): +0.4		6. PHILADELPHIA (vs WAS): +1.0		6. GREEN BAY (vs TEN): +0.9	
7. BUFFALO (vs MIA): +0.4		7. DETROIT (vs ATL): +0.9		7. PITTSBURGH (vs CIN): +0.7	

POINSETTIA Bowl



BRIGHAM YOUNG



SAN DIEGO STATE



QUALCOMM STADIUM - SAN DIEGO, CA
THURSDAY, DEC. 20, 2012; 8:00 P.M. EST
LINE: BYU BY 2½
OVER/UNDER: 48½

RECENT BRIGHAM YOUNG BOWL GAME LOG

DATE	BOWL/OPPONENT	SCORE	ATS	O/U
12/30/11	ARMED FORCES vs. TULSA	W 24 - 21	W (+2½)	U (59½)
12/18/10	NEW MEXICO vs. UTEP	W 52 - 24	W (-10½)	O (51)
12/22/09	LAS VEGAS vs. OREGON ST	W 44 - 20	W (+2½)	O (58)
12/20/08	LAS VEGAS vs. ARIZONA	L 21 - 31	L (+3)	U (62)

BRIGHAM YOUNG TEAM STATS

	PPG	HALF	FD	TOP	RUSHING	PASSING	TOTAL
Offense (All Games)	29.2	16.6	23.6	32:18	40-162 (4.1)	23-38 247 (6.5)	77-409 (5.3)
Opponents Defensive Avg.	27.4	14.3	20.2	29:23	37-156 (4.2)	20-33 231 (7.1)	70-387 (5.6)
Offense Road Games	24.3	12.0	21.7	31:08	37-119 (3.3)	22-37 232 (6.3)	74-351 (4.8)
Defense (All Games)	14.7	7.1	14.8	27:42	31-84 (2.7)	17-29 182 (6.3)	60-266 (4.4)
Opponents Offensive Avg.	25.7	13.6	19.9	31:43	36-140 (3.9)	20-33 235 (7.1)	69-376 (5.4)
Defense Road Games	16.5	9.2	13.7	28:52	35-107 (3.0)	14-23 160 (6.9)	59-267 (4.6)

BRIGHAM YOUNG 2012 GAME LOG (7-5 SU, 6-6 ATS)

DATE	OPPONENT	SCORE	ATS	O/U
August 30	vs Washington State	W 30 - 6	W (-13½)	U (66)
September 8	vs Weber State	W 45 - 13	L (-38½)	
September 15	at Utah	L 24 - 21	L (-3½)	P (45)
September 20	at Boise State	L 7 - 6	W (+6)	U (50)
September 28	vs Hawaii	W 47 - 0	W (-25½)	U (49)
October 5	vs Utah State	W 6 - 3	L (-6½)	U (45)
October 13	vs Oregon State	L 42 - 24	L (-5½)	O (38½)
October 20	at Notre Dame	L 17 - 14	W (+11½)	U (41)
October 27	at Georgia Tech	W 41 - 17	W (+2)	O (50)
November 10	vs Idaho	W 52 - 13	L (-40)	O (50½)
November 17	at San Jose State	L 20 - 14	L (-3)	U (47½)
November 24	at New Mexico State	W 50 - 14	W (-27½)	O (48)

GAME BREAKDOWN

BYU has dominated this series between former Mountain West foes, winning five straight meetings from 2006 to 2010 by 18.6 PPG. Cougars QB Riley Nelson missed the season finale with a ribs injury and was replaced by James Lark who threw for 384 yards and 6 TD in his first collegiate start. Bronco Mendenhall has yet to name a starter for this game. SDSU is also using a second-string QB Adam Dingwell, who has five straight wins since replacing the injured Ryan Katz. The Aztecs are a run-oriented offense (229 rushing YPG), but BYU has the 2nd-best rushing defense in FBS (84 YPG).

RECENT SAN DIEGO STATE BOWL GAME LOG

DATE	BOWL/OPPONENT	SCORE	ATS	O/U
12/17/11	NEW ORLEANS vs. LA LAFAYETTE	L 30 - 32	L (-6)	O (60½)
12/23/10	POINSETTIA vs. NAVY	W 35 - 14	W (-3)	U (57½)
12/19/98	LAS VEGAS vs. N CAROLINA	L 13 - 20	P (+7)	U (42)
12/23/06	NEW MEXICO vs. NEW MEXICO	W 20 - 12	W (+2½)	U (48½)

SAN DIEGO STATE TEAM STATS

	PPG	HALF	FD	TOP	RUSHING	PASSING	TOTAL
Offense (All Games)	35.1	18.3	22.1	30:56	45-229 (5.1)	14-23 179 (7.7)	68-408 (6.0)
Opponents Defensive Avg.	30.1	17.1	21.2	30:42	42-198 (4.8)	16-28 206 (7.4)	69-404 (5.8)
Offense Home Games	38.1	21.9	23.7	31:29	46-237 (5.1)	14-24 198 (8.3)	70-435 (6.2)
Defense (All Games)	24.5	13.4	21.4	29:04	38-141 (3.7)	21-33 235 (7.0)	71-376 (5.3)
Opponents Offensive Avg.	29.4	16.0	21.8	30:30	41-177 (4.3)	19-31 234 (7.5)	72-412 (5.7)
Defense Home Games	19.4	8.6	19.1	28:31	40-151 (3.8)	17-29 190 (6.6)	69-341 (5.0)

SAN DIEGO STATE 2012 GAME LOG (9-3 SU, 8-4 ATS)

DATE	OPPONENT	SCORE	ATS	O/U
September 1	at Washington	L 21 - 12	W (+15½)	U (55½)
September 8	vs Army	W 42 - 7	W (-5½)	U (49½)
September 15	vs North Dakota	W 49 - 41	L (-24)	
September 22	vs San Jose State	L 38 - 34	L (-2½)	O (54)
September 29	at Fresno State	L 52 - 40	L (+8)	O (61)
October 6	vs Hawaii	W 52 - 14	W (-20)	O (59½)
October 13	vs Colorado State	W 38 - 14	W (-22½)	U (54)
October 20	at Nevada	W 39 - 38	W (+6½)	O (66)
October 27	vs UNLV	W 24 - 13	L (-17½)	U (58½)
November 3	at Boise State	W 21 - 19	W (+16)	U (49½)
November 10	vs Air Force	W 28 - 9	W (-6½)	U (57½)
November 24	at Wyoming	W 42 - 28	W (-7)	O (55)

TOP
FOX SHEETS.COM
TEAM POWER TREND

BYU is 8-0 ATS (+8.0 Units) in road games vs. poor passing defenses - allowing a comp. pct. of 58% or worse in last 3 seasons.

The average score was BYU 37.3, OPPONENT 21.1.

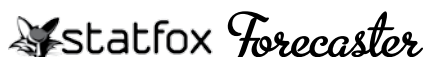
RATING = ***

TOP
FOX SHEETS.COM
SUPER SITUATION

• **Play On** - Road teams where the line is +3 to -3 (BYU) - average rushing team (3.5 to 4.3 YPR) against an average rushing D (3.5 to 4.3 YPR) after 7+ games.

• **The situation's record** is 51-21 over the last 10 seasons (70.8%, +27.9 units).

RATING = ***



Brigham Young Cougars.....23
San Diego State Aztecs.....22

BEEF 'O' BRADY'S Bowl



BALL STATE

VS

CENTRAL FLORIDA



TROPICANA FIELD - ST. PETERSBURG, FL

FRIDAY, DEC. 21, 2012; 7:30 P.M. EST

LINE: CENTRAL FLORIDA BY 7

OVER/UNDER: 61½

RECENT BALL STATE BOWL GAME LOG

DATE	BOWL/OPPONENT	SCORE	ATS	O/U
1/6/09	GMAC vs. TULSA	L 13 - 45	L (+2)	U (70½)
1/5/08	INTERNATIONAL vs. RUTGERS	L 30 - 52	L (+11)	O (61)
12/16/96	LAS VEGAS vs. NEVADA	L 15 - 18		
12/17/93	LAS VEGAS vs. UTAH ST	L 33 - 42		

BALL STATE TEAM STATS

	PPG	HALF	FD	TOP	RUSHING	PASSING	TOTAL
Offense (All Games)	35.0	16.3	28.3	31:47	43-214 (5.0)	25-38 257 (6.8)	81-471 (5.8)
Opponents Defensive Avg.	29.5	14.4	22.3	31:39	40-188 (4.7)	20-32 240 (7.4)	73-428 (5.9)
Offense Road Games	35.3	18.0	27.0	31:41	45-203 (4.5)	22-34 235 (6.9)	79-438 (5.5)
Defense (All Games)	31.5	18.0	23.4	28:10	40-206 (5.1)	20-33 254 (7.7)	73-460 (6.3)
Opponents Offensive Avg.	29.9	15.8	22.0	29:17	40-190 (4.7)	19-32 234 (7.3)	72-424 (5.9)
Defense Road Games	34.1	20.3	23.9	28:19	39-188 (4.8)	22-35 271 (7.9)	73-460 (6.3)

BALL STATE 2012 GAME LOG (9-3 SU, 9-3 ATS)

DATE	OPPONENT	SCORE	ATS	O/U
August 30	vs Eastern Michigan	W 37 - 26	W (-3)	O (55½)
September 8	at Clemson	L 52 - 27	W (+27)	O (67)
September 15	at Indiana	W 41 - 39	W (+2½)	O (64)
September 22	vs South Florida	W 31 - 27	W (+7½)	O (57½)
September 29	at Kent State	L 45 - 43	L (-2½)	O (54½)
October 6	vs Northern Illinois	L 35 - 23	L (+2½)	U (65½)
October 13	vs Western Michigan	W 30 - 24	W (-2½)	U (65)
October 20	at Central Michigan	W 41 - 30	W (-3)	O (64)
October 27	at Army	W 30 - 22	W (-3)	U (67½)
November 6	at Toledo	W 34 - 27	W (+6½)	U (70½)
November 14	vs Ohio	W 52 - 27	W (-5½)	O (60½)
November 23	at Miami (Ohio)	W 31 - 24	L (-8)	U (60½)

RECENT CENTRAL FLORIDA BOWL GAME LOG

DATE	BOWL/OPPONENT	SCORE	ATS	O/U
12/31/10	LIBERTY vs. GEORGIA	W 10 - 6	W (+7)	U (53½)
12/19/09	ST. PETERSBURG vs. RUTGERS	L 24 - 45	L (+2½)	O (45)
12/29/07	LIBERTY vs. MISSISSIPPI ST	L 3 - 10	L (-3)	U (52½)

CENTRAL FLORIDA TEAM STATS

	PPG	HALF	FD	TOP	RUSHING	PASSING	TOTAL
Offense (All Games)	35.2	19.8	20.6	30:19	37-179 (4.8)	18-29 222 (7.6)	66-401 (6.0)
Opponents Defensive Avg.	31.0	15.8	21.3	30:14	38-159 (4.2)	21-34 246 (7.2)	72-405 (5.6)
Offense Road Games	34.3	18.7	18.1	29:21	36-172 (4.7)	16-29 203 (7.1)	65-375 (5.8)
Defense (All Games)	22.5	9.9	20.7	29:26	40-162 (4.1)	20-34 218 (6.4)	74-380 (5.1)
Opponents Offensive Avg.	29.2	14.6	21.3	30:59	39-163 (4.1)	20-35 241 (6.9)	74-404 (5.4)
Defense Road Games	22.7	11.1	22.7	30:11	48-200 (4.2)	21-34 188 (5.5)	82-387 (4.7)

CENTRAL FLORIDA 2012 GAME LOG (9-4 SU, 6-7 ATS)

DATE	OPPONENT	SCORE	ATS	O/U
August 30	at Akron	W 56 - 14	W (-24½)	O (49)
September 8	at Ohio State	L 31 - 16	W (+16)	U (50)
September 15	vs Florida International	W 33 - 20	L (-14½)	O (49½)
September 29	vs Missouri	L 21 - 16	L (-1½)	U (48½)
October 4	vs East Carolina	W 40 - 20	W (-12½)	O (45)
October 13	vs Southern Miss	W 38 - 31	L (-16)	O (52)
October 20	at Memphis	W 35 - 17	L (-24)	O (50½)
October 27	at Marshall	W 54 - 17	W (-2½)	O (66)
November 3	vs Southern Methodist	W 42 - 17	W (-9½)	O (50½)
November 10	at Texas El Paso	W 31 - 24	L (-13½)	O (51)
November 17	at Tulsa	L 23 - 21	L (+1)	U (54½)
November 24	vs UAB	W 49 - 24	W (-21½)	O (57½)
December 1	at Tulsa	L 33 - 27	L (+3)	O (52½)

GAME BREAKDOWN

The former MAC opponents meet for the first time since 2004, a 21-17 Ball State win. The Cardinals have won six straight (5-1 ATS), but have serious injury issues on the offensive line and with starters WR Jamill Smith (foot, questionable) and QB Keith Wenning (ankle, probable). BSU has both scored and allowed at least 22 points in every game this year. UCF is 7-2 SU in its past nine games with both losses coming to Tulsa by a combined eight points. Knights QB Blake Bortles has thrown for 15 TD and just 2 INT in his past 10 games.

TOP
FOX SHEETS.COM
TEAM POWER TREND

BALL STATE is 12-3 ATS (+8.7 Units) in games played on turf over the last 2 seasons.

The average score was BALL STATE 34.3, OPPONENT 29.2.

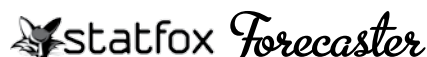
RATING = **

TOP
FOX SHEETS.COM
COACHING TREND

• **George O'Leary** is 1-11 ATS (-11.1 Units) after being outrushed by 150 or more yards last game in all games he has coached since 1992.

The average score was O'Leary 21.8, OPPONENT 30.5.

RATING = ***



Ball State Cardinals	24
Central Florida Knights	36

NEW ORLEANS *Bowl***EAST CAROLINA****LOUISIANA-LAFAYETTE**

SUPERDOME - NEW ORLEANS, LA
SATURDAY, DEC. 22, 2012; NOON EST
LINE: LOUISIANA-LAFAYETTE BY 6
OVER/UNDER: 65

RECENT EAST CAROLINA BOWL GAME LOG

DATE	BOWL/OPPONENT	SCORE	ATS	O/U
12/29/10	EAGLE BANK vs. MARYLAND	L 20 - 51	L (+8)	O (70½)
1/2/10	LIBERTY vs. ARKANSAS	L 17 - 20	W (+7½)	U (60)
1/2/09	LIBERTY vs. KENTUCKY	L 19 - 25	L (-3)	O (41)
12/23/07	HAWAII vs. BOISE ST	W 41 - 38	W (+11)	O (66)

EAST CAROLINA TEAM STATS

	PPG	HALF	FD	TOP	RUSHING	PASSING	TOTAL
Offense (All Games)	31.2	14.6	21.7	31:31	36-135 (3.8)	24-37 273 (7.4)	73-407 (5.6)
Opponents Defensive Avg.	31.4	15.9	22.5	31:08	40-173 (4.3)	21-34 240 (7.1)	74-413 (5.6)
Offense Road Games	21.7	8.8	18.0	30:55	33-114 (3.5)	21-35 254 (7.3)	68-369 (5.5)
Defense (All Games)	30.7	13.4	22.2	28:29	35-146 (4.1)	21-37 272 (7.4)	72-417 (5.8)
Opponents Offensive Avg.	27.8	14.1	21.4	29:48	38-154 (4.1)	20-34 249 (7.3)	72-403 (5.6)
Defense Road Games	31.2	14.2	21.5	29:04	31-101 (3.2)	23-39 305 (7.9)	70-407 (5.8)

EAST CAROLINA 2012 GAME LOG (8-4 SU, 6-6 ATS)

DATE	OPPONENT	SCORE	ATS	O/U
September 1	vs Appalachian State	W 35 - 13	W (-14½)	
September 8	at South Carolina	L 48 - 10	L (+21)	O (50)
September 15	at Southern Miss	W 24 - 14	W (+7)	U (57)
September 22	at North Carolina	L 27 - 6	L (+14½)	U (63½)
September 29	vs Texas El Paso	W 28 - 18	W (-4)	U (48½)
October 4	at Central Florida	L 40 - 20	L (+12½)	O (45)
October 13	vs Memphis	W 41 - 7	W (-17)	U (48½)
October 20	at UAB	W 42 - 35	W (-2)	O (56)
October 27	vs Navy	L 56 - 28	L (-3)	O (48)
November 3	vs Houston	W 48 - 28	W (+3)	O (68½)
November 17	at Tulane	W 28 - 23	L (-10)	U (65)
November 23	vs Marshall	W 65 - 59	L (-6½)	O (71)

RECENT LOUISIANA-LAFAYETTE BOWL GAME LOG

DATE	BOWL/OPPONENT	SCORE	ATS	O/U
12/17/11	NEW ORLEANS vs. SAN DIEGO ST	W 32 - 30	W (+6)	O (60½)

LOUISIANA-LAFAYETTE TEAM STATS

	PPG	HALF	FD	TOP	RUSHING	PASSING	TOTAL
Offense (All Games)	34.8	17.8	20.2	28:38	36-187 (5.1)	18-30 256 (8.6)	66-444 (6.7)
Opponents Defensive Avg.	29.7	16.7	20.6	30:41	38-160 (4.3)	19-32 234 (7.3)	70-395 (5.6)
Offense Road Games	29.8	13.0	17.7	29:47	35-175 (4.9)	19-30 236 (7.9)	65-410 (6.3)
Defense (All Games)	27.6	15.1	21.9	31:22	37-144 (3.9)	22-36 284 (7.9)	73-428 (5.9)
Opponents Offensive Avg.	25.8	12.8	20.3	31:38	37-147 (4.0)	21-33 240 (7.2)	71-387 (5.5)
Defense Road Games	31.8	17.5	25.7	30:13	37-167 (4.6)	27-40 349 (8.7)	77-517 (6.7)

LOUISIANA-LAFAYETTE 2012 GAME LOG (8-4 SU, 7-5 ATS)

DATE	OPPONENT	SCORE	ATS	O/U
September 1	vs Lamar	W 40 - 0	W (-35)	
September 8	at Troy	W 37 - 24	W (-1½)	U (62½)
September 15	at Oklahoma State	L 65 - 24	L (+23½)	O (73½)
September 29	vs Florida International	W 48 - 20	W (-6½)	O (54½)
October 6	vs Tulane	W 41 - 13	L (-30½)	U (54½)
October 16	at North Texas	L 30 - 23	L (-4½)	U (56½)
October 23	vs Arkansas State	L 50 - 27	L (-3½)	O (62)
November 3	at Louisiana-Monroe	W 40 - 24	W (+9½)	O (61)
November 10	at Florida	L 27 - 20	W (+27)	U (51)
November 17	vs Western Kentucky	W 31 - 27	L (-4½)	O (57½)
November 24	vs South Alabama	W 52 - 30	W (-18)	O (56)
December 1	at Florida Atlantic	W 35 - 21	W (-8½)	U (61)

GAME BREAKDOWN

Both teams enter this game with high-scoring, three-game win streaks. ECU has scored 47.0 PPG during its surge while ULL has 39.3 PPG in its three-game ride. However, the Pirates have been held to 20 points or less during a three-game bowl losing skid while the Ragin' Cajuns have appeared in just one bowl since 1970, winning last year's New Orleans Bowl 32-30 over SDSU with a Brett Baer 50-yard FG as time expired. ECU QB Shane Carden has 17 TD passes in his past seven games, while ULL QB Terrence Broadway has 349 total YPG in his past seven contests.

TOP
FOX SHEETS.COM
TEAM POWER TREND

UL-LAFAYETTE is 13-2 ATS (+10.8 Units) in non-home games after the first month of the season over the last 3 seasons.

The average score was ULL 28.4, OPPONENT 30.3.

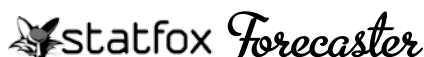
RATING = ***

TOP
FOX SHEETS.COM
SUPER SITUATION

• **Play Against** - Underdogs of 3.5 to 10 points (EAST CAROLINA) - off 2 straight wins against conference rivals against opponent off a double digit road win.

• **The situation's record** is 40-13 over the last 10 seasons (75.5%, +25.7 units).

RATING = ***



East Carolina Pirates.....	26
Louisiana-Lafayette Ragin' Cajuns.....	37

LAS VEGAS *Bowl*

WASHINGTON



BOISE STATE



SAM BOYD STADIUM - LAS VEGAS, NV
 SATURDAY, DEC. 22, 2012; 3:30 P.M. EST
 LINE: BOISE STATE BY 5
 OVER/UNDER: 46½

RECENT WASHINGTON BOWL GAME LOG

DATE	BOWL/OPPONENT	SCORE	ATS	O/U
12/29/11	ALAMO vs. BAYLOR	L 56 - 67	L (+8)	O (79)
12/30/10	HOLIDAY vs. NEBRASKA	W 19 - 7	W (+12)	U (55)
12/31/02	SUN vs. PURDUE	L 24 - 34	L (-1½)	O (56)
12/28/01	HOLIDAY vs. TEXAS	L 43 - 47	W (+14)	O (56½)

WASHINGTON TEAM STATS

	PPG	HALF	FD	TOP	RUSHING	PASSING	TOTAL
Offense (All Games)	23.8	11.7	18.9	31:56	36-137 (3.8)	20-33 210 (6.3)	69-347 (5.0)
Opponents Defensive Avg.	29.1	16.4	21.7	31:51	38-154 (4.1)	22-35 244 (7.0)	73-398 (5.5)
Offense Road Games	21.3	8.0	19.5	31:11	35-139 (4.0)	20-35 206 (5.9)	70-345 (4.9)
Defense (All Games)	23.8	12.2	18.2	28:04	36-164 (4.5)	16-30 189 (6.4)	66-353 (5.4)
Opponents Offensive Avg.	29.2	14.4	20.8	30:32	37-163 (4.4)	20-34 235 (7.0)	71-398 (5.6)
Defense Road Games	32.0	17.2	23.2	28:48	42-196 (4.7)	17-29 208 (7.1)	71-404 (5.7)

WASHINGTON 2012 GAME LOG (7-5 SU, 7-5 ATS)

DATE	OPPONENT	SCORE	ATS	O/U
September 1	vs San Diego State	W 21 - 12	L (-15½)	U (55½)
September 8	at LSU	L 41 - 3	L (+23½)	U (52½)
September 15	vs Portland State	W 52 - 13	W (-32½)	
September 27	vs Stanford	W 17 - 13	W (+7)	U (48½)
October 6	at Oregon	L 52 - 21	L (+25½)	O (62½)
October 13	vs Southern Cal	L 24 - 14	W (+14)	U (55)
October 20	at Arizona	L 52 - 17	L (+8)	O (65)
October 27	vs Oregon State	W 20 - 17	W (+3)	U (48½)
November 2	at California	W 21 - 13	W (+4)	U (51½)
November 10	vs Utah	W 34 - 15	W (+1)	O (47)
November 17	at Colorado	W 38 - 3	W (-20½)	U (54½)
November 23	at Washington State	L 31 - 28	L (-14)	O (51½)

RECENT BOISE STATE BOWL GAME LOG

DATE	BOWL/OPPONENT	SCORE	ATS	O/U
12/22/11	LAS VEGAS vs. ARIZONA ST	W 56 - 24	W (-14)	O (65)
12/22/10	LAS VEGAS vs. UTAH	W 26 - 3	W (-16)	U (58)
1/4/10	FIESTA vs. TCU	W 17 - 10	W (+7½)	U (54½)
12/23/08	POINSETTIA vs. TCU	L 16 - 17	W (+3)	U (46)

BOISE STATE TEAM STATS

	PPG	HALF	FD	TOP	RUSHING	PASSING	TOTAL
Offense (All Games)	30.4	19.6	21.3	29:42	37-173 (4.7)	20-30 217 (7.3)	66-390 (5.9)
Opponents Defensive Avg.	28.8	16.0	21.0	30:41	40-180 (4.5)	18-30 212 (7.0)	70-393 (5.6)
Offense Road Games	34.3	21.7	21.0	28:30	35-155 (4.5)	20-31 230 (7.3)	66-385 (5.8)
Defense (All Games)	14.9	3.3	17.1	30:18	39-141 (3.6)	17-28 163 (5.8)	68-305 (4.5)
Opponents Offensive Avg.	26.8	14.7	20.9	30:29	39-169 (4.3)	19-32 219 (6.9)	71-388 (5.5)
Defense Road Games	18.2	4.0	20.7	31:29	44-165 (3.8)	18-30 201 (6.8)	73-366 (5.0)

BOISE STATE 2012 GAME LOG (10-2 SU, 6-6 ATS)

DATE	OPPONENT	SCORE	ATS	O/U
August 31	at Michigan State	L 17 - 13	W (+8½)	U (47)
September 15	vs Miami (Ohio)	W 39 - 12	W (-21½)	U (53½)
September 20	vs BYU	W 7 - 6	L (-6)	U (50)
September 29	at New Mexico	W 32 - 29	L (-23½)	O (49½)
October 6	at Southern Miss	W 40 - 14	W (-9)	O (49)
October 13	vs Fresno State	W 20 - 10	W (-7)	U (56½)
October 20	vs UNLV	W 32 - 7	L (-28)	U (56)
October 27	at Wyoming	W 45 - 14	W (-16)	O (50½)
November 3	vs San Diego State	L 21 - 19	L (-16)	U (49½)
November 10	at Hawaii	W 49 - 14	W (-27½)	O (52½)
November 17	vs Colorado State	W 42 - 14	L (-29½)	O (49½)
December 1	at Nevada	W 27 - 21	L (-7½)	U (54)

GAME BREAKDOWN

This matchup features two schools that each scored 56 points last bowl season, but Washington surrendered 67 points in a loss to Baylor, while Boise State allowed just 24 to Arizona State. This is the third straight Las Vegas Bowl for the Broncos who have outscored opponents 99-37 during a three-game bowl win streak. The Huskies are just 2-4 (SU and ATS) in non-home games, losing to 14-point underdog Washington State in the regular season finale. Boise State is 5-1 SU (4-2 ATS) away from the blue turf with the lone loss coming in August by four points at Michigan State.

TOP
FOX SHEETS.COM
TEAM POWER TREND

BOISE STATE is 18-4 ATS (+13.6 Units) against teams who force 2.5 or more turnovers/game on the season since 1992.

The average score was BOISE STATE 42.2, OPPONENT 16.2.

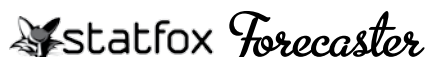
RATING = ***

TOP
FOX SHEETS.COM
COACHING TREND

• Chris Petersen is 17-3 ATS (+13.7 Units) after failing to cover the spread in 2 out of their last 3 games as the coach of BOISE STATE.

The average score was BOISE STATE 40.7, OPPONENT 12.8.

RATING = ****



Washington Huskies.....	17
Boise State Broncos.....	25

HAWAII Bowl

SOUTHERN
METHODIST

FRESNO STATE



ALOHA STADIUM - HONOLULU, HI
MONDAY, DEC. 24, 2012; 8:00 P.M. EST
LINE: FRESNO STATE BY 12½
OVER/UNDER: 59½



RECENT SOUTHERN METHODIST BOWL GAME LOG

DATE	BOWL/OPPONENT	SCORE	ATS	O/U
1/7/12	PAPAJOHNS.COM vs. PITTSBURGH	W 28 - 6	W (+4)	U (47½)
12/30/10	ARMED FORCES vs. ARMY	L 14 - 16	L (-7)	U (50½)
12/24/09	HAWAII vs. NEVADA	W 45 - 10	W (+11)	U (69½)

SOUTHERN METHODIST TEAM STATS

	PPG	HALF	FD	TOP	RUSHING	PASSING	TOTAL
Offense (All Games)	29.5	14.4	19.5	33:08	30-129 (4.3)	22-41 237 (5.8)	71-366 (5.2)
Opponents Defensive Avg.	31.7	15.9	21.7	31:36	39-165 (4.3)	21-35 253 (7.3)	73-419 (5.7)
Offense Road Games	19.6	8.6	22.2	34:56	32-142 (4.4)	23-43 244 (5.7)	75-385 (5.1)
Defense (All Games)	27.0	13.5	20.7	26:52	33-129 (3.9)	22-40 272 (6.7)	73-401 (5.5)
Opponents Offensive Avg.	29.8	15.7	22.7	29:17	38-165 (4.3)	22-37 261 (7.0)	76-426 (5.6)
Defense Road Games	32.8	17.0	20.0	25:04	31-147 (4.7)	19-32 265 (8.3)	63-412 (6.5)

SOUTHERN METHODIST 2012 GAME LOG (6-6 SU, 7-5 ATS)

DATE	OPPONENT	SCORE	ATS	O/U
September 2	at Baylor	L 59 - 24	L (+7)	O (57)
September 8	vs Stephen F. Austin	W 52 - 0	W (-17)	
September 15	vs Texas A&M	L 48 - 3	L (+10)	U (60)
September 29	vs TCU	L 24 - 16	W (+13½)	U (52)
October 6	at Texas El Paso	W 17 - 0	W (+1)	U (52½)
October 13	at Tulane	L 27 - 26	L (-18½)	O (49)
October 18	vs Houston	W 72 - 42	W (+4)	O (58)
October 27	vs Memphis	W 44 - 13	W (-21)	O (47½)
November 3	at Central Florida	L 42 - 17	L (+9½)	O (50½)
November 10	vs Southern Miss	W 34 - 6	W (-14)	U (50½)
November 17	at Rice	L 36 - 14	L (-3½)	U (55½)
November 24	vs Tulsa	W 35 - 27	W (+6)	O (50½)

GAME BREAKDOWN

Fresno State has won five straight games (SU and ATS), scoring at least 42 points in each of the five victories. That puts the Bulldogs at 11-1 ATS for the year, with the lone ATS defeat being a 10-point loss at Boise St. as a 7-point underdog. SMU is just 1-4 (SU and ATS) in non-home games, scoring only 19.6 PPG and allowing 32.8 PPG, compared to its 37-20 average home score. Both schools are tied for third in the nation with 33 forced turnovers this season, but Fresno is tied for fourth in FBS in passing defense (163 passing YPG), while the Mustangs rank 106th in FBS with 271 passing YPG allowed.

RECENT FRESNO STATE BOWL GAME LOG

DATE	BOWL/OPPONENT	SCORE	ATS	O/U
12/18/10	HUMANITARIAN vs. N ILLINOIS	L 17 - 40	L (+1½)	O (56½)
12/19/09	NEW MEXICO vs. WYOMING	L 28 - 35	L (-10)	O (54½)
12/20/08	NEW MEXICO vs. COLORADO ST	L 35 - 40	L (-1½)	O (61)
12/31/07	HUMANITARIAN vs. GEORGIA TECHW	40 - 28	W (+5½)	O (55)

FRESNO STATE TEAM STATS

	PPG	HALF	FD	TOP	RUSHING	PASSING	TOTAL
Offense (All Games)	40.2	24.8	23.7	30:20	37-167 (4.5)	27-40 323 (8.0)	77-489 (6.3)
Opponents Defensive Avg.	30.3	16.5	21.8	30:51	40-184 (4.6)	19-31 229 (7.3)	71-413 (5.8)
Offense Road Games	31.7	12.5	22.3	30:60	37-162 (4.4)	26-42 264 (6.2)	79-426 (5.4)
Defense (All Games)	22.2	13.4	17.9	29:40	43-172 (4.0)	15-29 163 (5.6)	72-336 (4.7)
Opponents Offensive Avg.	28.4	15.6	21.1	30:15	44-202 (4.6)	17-28 191 (6.9)	72-392 (5.5)
Defense Road Games	27.3	19.0	20.7	29:00	45-217 (4.8)	14-29 161 (5.6)	74-378 (5.1)

FRESNO STATE 2012 GAME LOG (9-3 SU, 11-1 ATS)

DATE	OPPONENT	SCORE	ATS	O/U
September 1	vs Weber State	W 37 - 10	W (-21½)	
September 8	at Oregon	L 42 - 25	W (+34½)	U (77)
September 15	vs Colorado	W 69 - 14	W (-14½)	O (57½)
September 22	at Tulsa	L 27 - 26	W (+6½)	U (66)
September 29	vs San Diego State	W 52 - 40	W (-8)	O (61)
October 6	at Colorado State	W 28 - 7	W (-17)	U (59)
October 13	at Boise State	L 20 - 10	L (+7)	U (56½)
October 20	vs Wyoming	W 42 - 14	W (-17)	U (60½)
October 27	at New Mexico	W 49 - 32	W (-14½)	O (55)
November 3	vs Hawaii	W 45 - 10	W (-32)	U (60)
November 10	at Nevada	W 52 - 36	W (-3)	O (70)
November 24	vs Air Force	W 48 - 15	W (-16½)	O (61)

TOP
FOX SHEETS.COM
TEAM POWER TREND

FRESNO STATE is 9-0 ATS (+9.0 Units) as a favorite this season.

The average score was FRESNO STATE 46.9, OPPONENT 19.8.

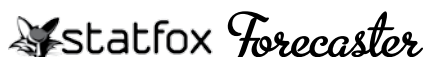
RATING = *****

TOP
FOX SHEETS.COM
SUPER SITUATION

• **Play Over** - All teams where total is between 56.5 and 63 (FRESNO ST) - in game involving two average defenses (21-28 PPG), after scoring 31+ pts 3 straight games.

• **The situation's record** is 29-7 over the last 10 seasons (80.6%, +21.3 units).

RATING = ***



Southern Methodist Mustangs.....20
Fresno State Bulldogs.....36

THE MUST-HAVE BOOK FOR BETTING THE BOWL GAMES



statfox edge

WWW.STATFOX.COM
WWW.FOXSHEETS.COM

VOLUME 11 - NUMBER 4

COLLEGE BOWL GUIDE 2012-13

SPREAD SELECTIONS
AND BEST BETS FOR ALL
35 BOWL GAMES

Plus:

**NOTRE
DAME vs
ALABAMA**
BCS BREAKDOWN

CLICK HERE TO DOWNLOAD FOR FREE!



statfox PRESENTS THE WEEK'S STAFF PICKS

NBA FEATURED MATCHUPS: DECEMBER 18 - 19

* = ESTIMATED LINE

			StatFox DAVE	StatFox GARY	StatFox SCOTT	StatFox BRIAN	StatFox FORECASTER	StatFox CONSENSUS
TUESDAY, DECEMBER 18								
TORONTO AT CLEVELAND	7:00 PM	-4½	CLEVELAND	BEST BET *	CLEVELAND	BEST BET *	TORONTO	
ATLANTA AT WASHINGTON	7:00 PM	+6½	ATLANTA	WASHINGTON	BEST BET *	ATLANTA	WASHINGTON	
MINNESOTA AT MIAMI	7:30 PM	-9	MIAMI	MINNESOTA	MINNESOTA	MINNESOTA	MIAMI	MINNESOTA
UTAH AT BROOKLYN	7:30 PM	-5	BEST BET *	BEST BET *	UTAH	BROOKLYN	UTAH	
BOSTON AT CHICAGO	8:00 PM	-1½	BOSTON	CHICAGO	CHICAGO	BEST BET *	CHICAGO	CHICAGO
INDIANA AT MILWAUKEE	8:00 PM	-2½	BEST BET *	MILWAUKEE	BEST BET *	INDIANA	INDIANA	
PHILADELPHIA AT DALLAS	8:30 PM	-5½	DALLAS	DALLAS	DALLAS	DALLAS	PHILADELPHIA	DALLAS
SAN ANTONIO AT DENVER	9:00 PM	-2½	DENVER	SAN ANTONIO	SAN ANTONIO	SAN ANTONIO	SAN ANTONIO	SAN ANTONIO
NEW ORLEANS AT GOLDEN STATE	10:30 PM	-7½	BEST BET *	NEW ORLEANS	NEW ORLEANS	NEW ORLEANS	GOLDEN STATE	NEW ORLEANS
CHARLOTTE AT L.A. LAKERS	10:30 PM	-12	L.A. LAKERS	L.A. LAKERS	L.A. LAKERS	L.A. LAKERS	L.A. LAKERS	L.A. LAKERS
WEDNESDAY, DECEMBER 19								
BROOKLYN AT NEW YORK	7:00 PM	-6*	NEW YORK	BEST BET *	BROOKLYN	BROOKLYN	NEW YORK	
OKLAHOMA CITY AT ATLANTA	7:30 PM	+3*	OKLAHOMA CITY	BEST BET *	OKLAHOMA CITY	BEST BET *	OKLAHOMA CITY	OKLAHOMA CITY
PHILADELPHIA AT HOUSTON	8:00 PM	-6½*	BEST BET *	HOUSTON	BEST BET *	PHILADELPHIA	PHILADELPHIA	
NEW ORLEANS AT L.A. CLIPPERS	10:30 PM	-13½*	L.A. CLIPPERS	NEW ORLEANS	L.A. CLIPPERS	NEW ORLEANS	NEW ORLEANS	NEW ORLEANS

* GET BEST BET PICKS ON THESE GAMES AND MORE FROM OUR STAFF PICKERS AT WWW.FOXSHEETS.COM

StatFox Dave

StatFox Dave is one of the original four founders of StatFox and over the years has been renowned for his handicapping prowess in all sports. Anyone who signed up for our NBA postseason Best Bets certainly knows that to be true, as Dave racked up a 59% success rate on all picks (including a perfect 5-0 in the NBA Finals) and an astounding 66% success rate on Best Bets during the NBA postseason. Dave also knows his pigskin, finishing better than 52% in all college football games last year. Dave has been solid in NBA Best Bets, at 22-19-1 ATS (54%) since Nov. 27.

StatFox Gary

StatFox Gary joined the StatFox and the Platinum Sheet staff prior to the 2010 football season, and subscribers were certainly happy he did: He proceeded to post a 55% success rate on NFL Best Bets in his "rookie" season. Football isn't the only sport at which Gary excels, as he finished the 2011-12 college basketball regular season with a 156-99-1 (61%) record on all picks, which included a gaudy 54-25 ATS mark (68%) on college basketball Best Bets. Gary is sizzling in NBA, going 61% ATS (27-17-3) on Best Bets for the year. He's also on a 6-3 run in NBA Totals.

StatFox Scott

StatFox Scott serves as Managing Editor for StatFox, Platinum Sheet and the Edge Football Preview Guide, and is coming off a 2011 college football season in which he was 53% ATS on Platinum Sheet Best Bets. That followed a 2010 season in which his college football Best Bets success rate was 59%. Scott also had a strong NFL playoff run, going 7-4 ATS (64%). Scott had a 2011-12 college basketball regular season for the ages, going 56-23 ATS record (71%) on Best Bets. This year, he's potent in NBA too, going 55% ATS in Best Bets, and a stellar 38-22 (63%) on Totals.

StatFox Brian

A featured writer on StatFox.com and for Platinum Sheet, StatFox Brian has yet to suffer a losing season of Platinum Sheet Best Bets in either college football, NFL, college basketball or NBA since coming on board in 2010. His most recent success earlier this calendar year was a 49-30 record (62%) against the spread on college basketball Best Bet picks. He still flexed his NBA muscle, however, as StatFox Brian racked up a 31-16 ATS record (66%) on NBA Best Bets prior to the All-Star break. Brian is starting to find his way in NBA Best Bets this year at 52% ATS (35-33-3).

StatFox Forecaster

By weighing several key factors, including recent statistical averages, schedule strength and home-field advantage, the StatFox Forecaster has proven to be an extremely successful long-term handicapping tool. It's most accurate once a season is underway, as evident by an ATS success rate of 61% (123-79-6) on all 2011 NFL regular-season games played between Sept. 25 and Dec. 31. In the last NBA season, the Forecaster caught fire for a 200-game stretch between December and April, nailing better than 58% ATS (114-82-4). This season, it's 53% (50-45-1).

2012-13 NBA STAFF PICKS STANDINGS *

Featured Matchups	W	L	T	Pct	Last Week	NBA Best Bets (ATS)	W	L	T	Pct	Last Week
StatFox Forecaster	50	45	1	52.6%	7-7	StatFox Gary	27	17	3	61.4%	5-6
StatFox Scott	47	48	1	49.5%	5-9	StatFox Scott	33	27	0	55.0%	3-5
StatFox Brian	45	50	1	47.4%	7-7	StatFox Brian	35	33	3	51.5%	5-4
StatFox Gary	44	51	1	46.3%	6-8	StatFox Dave	46	51	4	47.4%	6-7
StatFox Consensus	44	51	1	46.3%	7-7	TOTAL	141	128	10	52.4%	19-22
StatFox Dave	41	54	1	43.2%	5-9	* [Standings reflect games played through Sunday, December 16.]					

THE PLATINUM SHEET
SF = STATFOX FORECASTER; OF = OUTPLAY FACTOR; GL = STATFOX GUIDELINE

Brd	Teams	OL	FL	Final	SF	OF	GL	Key Game Information
Tuesday, December 18, 2012								
ATLANTA (14-7, 9-11 ats, 10-10 ou) at WASHINGTON (3-18, 11-9 ats, 10-11 ou) - 7:05 PM EST								
501	ATL				93	-7.8	-6	on Road: (6-3, 6-3 ats) - as RF: (3-0, 3-0 ats) - vs Division: (7-2, 3-5 ats)
502	WAS				88			at Home: (2-8, 5-5 ats) - as HD: (2-7, 5-4 ats) - vs Division: (1-5, 2-3 ats)
Series History - Last 3 seasons: ATLANTA is 4-3 ATS (8-1 SU) vs. WASHINGTON. (1-1 ATS, 2-1 SU away) UNDER is 6-3 (3-0 @WAS) in this series.								
TORONTO (6-19, 12-13 ats, 12-13 ou) at CLEVELAND (5-20, 11-14 ats, 12-13 ou) - 7:05 PM EST								
503	TOR				96			on Road: (1-14, 5-10 ats) - as RD: (1-14, 5-10 ats) - vs Conference: (2-8, 5-5 ats)
504	CLE				98	-2.3	-2	at Home: (3-7, 3-7 ats) - as HF: (1-2, 1-2 ats) - vs Conference: (3-12, 7-8 ats)
Series History - Last 3 seasons: TORONTO is 5-2 ATS (5-2 SU) vs. CLEVELAND. (3-0 ATS, 3-0 SU away) UNDER is 5-2 (1-2 @CLE) in this series.								
UTAH (13-12, 11-13 ats, 12-12 ou) at BROOKLYN (13-10, 12-10 ats, 10-13 ou) - 7:35 PM EST								
505	UTA				94			on Road: (4-10, 4-9 ats) - as RD: (1-7, 1-6 ats) - vs NonConf: (4-2, 3-2 ats)
506	BRK				98	-6.3	-3	at Home: (8-5, 6-6 ats) - as HF: (6-3, 3-5 ats) - vs NonConf: (3-5, 4-4 ats)
Series History - Last 3 seasons: UTAH is 3-1 ATS (3-1 SU) vs. BROOKLYN. (1-1 ATS, 1-1 SU away) OVER is 2-2 (1-1 @BRK) in this series.								
MINNESOTA (12-9, 13-8 ats, 12-9 ou) at MIAMI (15-6, 10-11 ats, 11-10 ou) - 7:35 PM EST								
507	MIN				91			on Road: (5-6, 7-4 ats) - as RD: (4-6, 6-4 ats) - vs NonConf: (6-4, 7-3 ats)
508	MIA				105	-8.0	-9	at Home: (11-2, 7-6 ats) - as HF: (11-2, 7-6 ats) - vs NonConf: (7-3, 4-6 ats)
Series History - Last 3 seasons: MIAMI is 2-1 ATS (3-0 SU) vs. MINNESOTA. (1-0 ATS, 1-0 SU at home) UNDER is 2-1 (0-1 @MIA) in this series.								
BOSTON (12-11, 8-12 ats, 12-10 ou) at CHICAGO (13-9, 8-14 ats, 7-15 ou) - 8:05 PM EST								
509	BOS				87			on Road: (4-7, 3-6 ats) - as RD: (1-5, 1-3 ats) - vs Conference: (7-8, 5-8 ats)
510	CHI				95	-4.8	-4	at Home: (7-3, 2-11 ats) - as HF: (6-4, 1-9 ats) - vs Conference: (9-3, 6-6 ats)
Series History - Last 3 seasons: CHICAGO is 6-3 ATS (5-4 SU) vs. BOSTON. (4-1 ATS, 4-1 SU at home) OVER is 5-4 (2-3 @CHI) in this series.								
INDIANA (13-11, 13-11 ats, 10-14 ou) at MILWAUKEE (12-10, 10-11 ats, 9-13 ou) - 8:05 PM EST								
511	IND				91		-2	on Road: (6-8, 7-7 ats) - as RF: (4-1, 4-1 ats) - vs Division: (3-1, 3-1 ats)
512	MIL				93	-0.7		at Home: (6-5, 3-7 ats) - as HD: (0-3, 0-3 ats) - vs Division: (4-1, 3-2 ats)
Series History - Last 3 seasons: INDIANA is 4-3 ATS (5-3 SU) vs. MILWAUKEE. (3-1 ATS, 3-2 SU away) OVER is 4-4 (3-2 @MIL) in this series.								
PHILADELPHIA (12-12, 11-13 ats, 15-9 ou) at DALLAS (11-13, 11-13 ats, 14-10 ou) - 8:35 PM EST								
513	PHI				93			on Road: (4-5, 5-4 ats) - as RD: (2-4, 3-3 ats) - vs NonConf: (5-3, 3-5 ats)
514	DAL				97	-2.7	-2	at Home: (7-3, 5-5 ats) - as HF: (6-2, 4-4 ats) - vs NonConf: (6-7, 6-7 ats)
Series History - Last 3 seasons: DALLAS is 3-0 ATS (3-1 SU) vs. PHILADELPHIA. (0-0 ATS, 1-0 SU at home) UNDER is 3-1 (1-0 @DAL) in this series.								
SAN ANTONIO (19-6, 16-8 ats, 14-11 ou) at DENVER (13-12, 15-10 ats, 14-11 ou) - 9:05 PM EST								
515	SAN				106	-2.2	-2	on Road: (11-4, 10-5 ats) - as RF: (10-3, 8-5 ats) - vs Conference: (10-4, 7-6 ats)
516	DEN				103			at Home: (6-1, 5-2 ats) - as HD: (0-0, 0-0 ats) - vs Conference: (9-6, 11-4 ats)
Series History - Last 3 seasons: SAN ANTONIO is 5-3 ATS (6-2 SU) vs. DENVER. (3-0 ATS, 2-1 SU away) OVER is 5-3 (3-0 @DEN) in this series.								
NEW ORLEANS (5-18, 12-11 ats, 12-11 ou) at GOLDEN STATE (16-8, 15-8 ats, 14-10 ou) - 10:35 PM EST								
517	NO				90			on Road: (2-8, 7-3 ats) - as RD: (2-8, 7-3 ats) - vs Conference: (2-12, 8-6 ats)
518	GS				99	-9.8	-11	at Home: (6-3, 6-3 ats) - as HF: (5-1, 5-1 ats) - vs Conference: (6-6, 6-5 ats)
Series History - Last 3 seasons: GOLDEN STATE is 4-2 ATS (3-3 SU) vs. NEW ORLEANS. (2-2 ATS, 1-3 SU at home) OVER is 3-3 (1-3 @GS) in this series.								
CHARLOTTE (7-16, 9-14 ats, 13-9 ou) at LA LAKERS (11-14, 10-15 ats, 14-11 ou) - 10:35 PM EST								
519	CHA				91			on Road: (2-6, 3-5 ats) - as RD: (2-6, 3-5 ats) - vs NonConf: (2-9, 3-8 ats)
520	LAL				110	-13.1	-14	at Home: (7-6, 6-7 ats) - as HF: (7-5, 6-6 ats) - vs NonConf: (4-4, 2-6 ats)
Series History - Last 3 seasons: CHARLOTTE is 2-1 ATS (1-2 SU) vs. LA LAKERS. (1-1 ATS, 0-2 SU away) UNDER is 2-1 (2-0 @LAL) in this series.								
Wednesday, December 19, 2012								
UTAH (13-12, 11-13 ats, 12-12 ou) at INDIANA (13-11, 13-11 ats, 10-14 ou) - 7:05 PM EST								
701	UTA				89			on Road: (4-10, 4-9 ats) - as RD: (1-7, 1-6 ats) - vs NonConf: (4-2, 3-2 ats)
702	IND				94	-4.1	-5	at Home: (7-3, 6-4 ats) - as HF: (7-2, 6-3 ats) - vs NonConf: (6-6, 6-6 ats)
Series History - Last 3 seasons: UTAH is 3-0 ATS (2-1 SU) vs. INDIANA. (2-0 ATS, 1-1 SU away) UNDER is 2-1 (1-1 @IND) in this series.								
DETROIT (7-19, 11-15 ats, 12-14 ou) at TORONTO (6-19, 12-13 ats, 12-13 ou) - 7:05 PM EST								
703	DET				94			on Road: (2-12, 6-8 ats) - as RD: (1-12, 5-8 ats) - vs Conference: (5-7, 5-7 ats)
704	TOR				95	-0.9	-2	at Home: (5-5, 7-3 ats) - as HF: (3-1, 3-1 ats) - vs Conference: (2-8, 5-5 ats)
Series History - Last 3 seasons: DETROIT is 4-4 ATS (6-2 SU) vs. TORONTO. (2-1 ATS, 2-1 SU away) OVER is 4-4 (2-1 @TOR) in this series.								
WASHINGTON (3-18, 11-9 ats, 10-11 ou) at ORLANDO (10-13, 13-10 ats, 9-13 ou) - 7:05 PM EST								
705	WAS				86			on Road: (1-10, 6-4 ats) - as RD: (1-10, 6-4 ats) - vs Division: (1-5, 2-3 ats)
706	ORL				92	-8.3	-7	at Home: (5-6, 4-7 ats) - as HF: (3-0, 2-1 ats) - vs Division: (1-2, 2-1 ats)
Series History - Last 3 seasons: ORLANDO is 4-4 ATS (7-1 SU) vs. WASHINGTON. (3-1 ATS, 4-0 SU at home) OVER is 4-3 (2-2 @ORL) in this series.								
BROOKLYN (13-10, 12-10 ats, 10-13 ou) at NEW YORK (18-5, 14-9 ats, 13-8 ou) - 7:05 PM EST								
707	BRK				91			on Road: (5-5, 6-4 ats) - as RD: (1-5, 3-3 ats) - vs Division: (5-1, 4-1 ats)
708	NY				101	-7.9	-8	at Home: (10-0, 8-2 ats) - as HF: (9-0, 7-2 ats) - vs Division: (3-1, 2-2 ats)
Series History - Last 3 seasons: NEW YORK is 4-4 ATS (7-2 SU) vs. BROOKLYN. (1-2 ATS, 3-1 SU at home) UNDER is 5-4 (2-2 @NY) in this series.								
CLEVELAND (5-20, 11-14 ats, 12-13 ou) at BOSTON (12-11, 8-12 ats, 12-10 ou) - 7:35 PM EST								
709	CLE				93			on Road: (2-13, 8-7 ats) - as RD: (2-13, 8-7 ats) - vs Conference: (3-12, 7-8 ats)
710	BOS				102	-7.5	-9	at Home: (8-4, 5-6 ats) - as HF: (7-3, 4-5 ats) - vs Conference: (7-8, 5-8 ats)
Series History - Last 3 seasons: CLEVELAND is 4-1 ATS (2-4 SU) vs. BOSTON. (1-0 ATS, 1-1 SU away) OVER is 3-3 (1-1 @BOS) in this series.								
OKLAHOMA CITY (19-4, 14-8 ats, 12-10 ou) at ATLANTA (14-7, 9-11 ats, 10-10 ou) - 7:35 PM EST								
711	OKC				101	-3.1	-4	on Road: (6-2, 5-2 ats) - as RF: (6-1, 5-2 ats) - vs NonConf: (9-2, 7-4 ats)
712	ATL				96			at Home: (8-4, 3-8 ats) - as HD: (1-1, 1-1 ats) - vs NonConf: (6-4, 6-4 ats)
Series History - Last 3 seasons: OKLAHOMA CITY is 2-2 ATS (2-2 SU) vs. ATLANTA. (1-1 ATS, 1-1 SU away) OVER is 2-1 (1-1 @ATL) in this series.								
PHILADELPHIA (12-12, 11-13 ats, 15-9 ou) at HOUSTON (11-12, 10-12 ats, 12-11 ou) - 8:05 PM EST								
713	PHI				95			on Road: (4-5, 5-4 ats) - as RD: (2-4, 3-3 ats) - vs NonConf: (5-3, 3-5 ats)
714	HOU				101	-7.9	-8	at Home: (9-5, 8-6 ats) - as HF: (8-3, 6-5 ats) - vs NonConf: (8-2, 8-2 ats)
Series History - Last 3 seasons: PHILADELPHIA is 2-1 ATS (2-1 SU) vs. HOUSTON. (1-1 ATS, 1-1 SU away) UNDER is 2-1 (1-1 @HOU) in this series.								
CHARLOTTE (7-16, 9-14 ats, 13-9 ou) at PHOENIX (9-15, 8-15 ats, 12-11 ou) - 9:05 PM EST								
715	CHA				94			on Road: (2-6, 3-5 ats) - as RD: (2-6, 3-5 ats) - vs NonConf: (2-9, 3-8 ats)
716	PHO				108	-7.4	-13	at Home: (7-5, 4-8 ats) - as HF: (4-3, 1-6 ats) - vs NonConf: (4-9, 4-9 ats)
Series History - Last 3 seasons: CHARLOTTE is 3-1 ATS (2-2 SU) vs. PHOENIX. (2-0 ATS, 1-1 SU away) OVER is 3-1 (1-1 @PHO) in this series.								

Brd	Teams	OL	FL	Final	SF	OF	GL	Key Game Information
MILWAUKEE (12-10, 10-11 ats, 9-13 ou) at MEMPHIS (15-6, 13-7 ats, 9-12 ou) - 9:35 PM EST								
717	MIL				88			on Road: (6-5, 7-4 ats) - as RD: (4-3, 5-2 ats) - vs NonConf: (2-5, 1-6 ats)
718	MEM				100	-13.5	-13	at Home: (9-2, 7-3 ats) - as HF: (8-2, 6-3 ats) - vs NonConf: (7-1, 6-2 ats)
Series History - Last 3 seasons: MEMPHIS is 3-1 ATS (4-0 SU) vs. MILWAUKEE. (0-1 ATS, 1-0 SU at home). UNDER is 3-1 (1-0 @MEM) in this series.								
GOLDEN STATE (16-8, 15-8 ats, 14-10 ou) at SACRAMENTO (7-16, 8-14 ats, 12-10 ou) - 10:05 PM EST								
719	GS				103	-4.7	-6	on Road: (10-5, 9-5 ats) - as RF: (3-1, 2-2 ats) - vs Division: (2-2, 2-1 ats)
720	SAC				98			at Home: (6-7, 4-8 ats) - as HD: (2-5, 2-5 ats) - vs Division: (2-2, 1-2 ats)
Series History - Last 3 seasons: GOLDEN STATE is 4-4 ATS (5-4 SU) vs. SACRAMENTO. (2-2 ATS, 2-3 SU away) OVER is 5-4 (3-2 @SAC) in this series.								
NEW ORLEANS (5-18, 12-11 ats, 12-11 ou) at LA CLIPPERS (17-6, 14-9 ats, 13-9 ou) - 10:35 PM EST								
721	NO				85			on Road: (2-8, 7-3 ats) - as RD: (2-8, 7-3 ats) - vs Conference: (2-12, 8-6 ats)
722	LAC				100	-18.3	-17	at Home: (10-3, 9-4 ats) - as HF: (8-3, 7-4 ats) - vs Conference: (10-3, 8-5 ats)
Series History - Last 3 seasons: NEW ORLEANS is 5-2 ATS (4-3 SU) vs. LA CLIPPERS. (2-2 ATS, 1-3 SU away) OVER is 4-3 (3-1 @LAC) in this series.								
Thursday, December 20, 2012								
OKLAHOMA CITY (19-4, 14-8 ats, 12-10 ou) at MINNESOTA (12-9, 13-8 ats, 12-9 ou) - 7:05 PM EST								
501	OKC				106	-5.8	-7	on Road: (6-2, 5-2 ats) - as RF: (6-1, 5-2 ats) - vs Division: (2-0, 2-0 ats)
502	MIN				95			at Home: (7-3, 6-4 ats) - as HD: (0-2, 0-2 ats) - vs Division: (1-2, 0-3 ats)
Series History - Last 3 seasons: MINNESOTA is 5-2 ATS (0-7 SU) vs. OKLAHOMA CITY. (3-1 ATS, 0-4 SU at home). OVER is 5-2 (2-2 @MIN) in this series.								
MIAMI (15-6, 10-11 ats, 11-10 ou) at DALLAS (11-13, 11-13 ats, 14-10 ou) - 9:35 PM EST								
503	MIA				105	-6.3	-7	on Road: (4-4, 3-5 ats) - as RF: (3-4, 2-5 ats) - vs NonConf: (7-3, 4-6 ats)
504	DAL				99			at Home: (7-3, 5-5 ats) - as HD: (1-1, 1-1 ats) - vs NonConf: (6-7, 6-7 ats)
Series History - Last 3 seasons: DALLAS is 6-4 ATS (6-4 SU) vs. MIAMI. (3-2 ATS, 3-2 SU at home). OVER is 6-4 (3-2 @DAL) in this series.								
DENVER (13-12, 15-10 ats, 14-11 ou) at PORTLAND (11-12, 9-13 ats, 11-11 ou) - 10:05 PM EST								
505	DEN				104	-1.1	-3	on Road: (7-11, 10-8 ats) - as RF: (4-4, 4-4 ats) - vs Division: (2-2, 4-0 ats)
506	POR				100			at Home: (7-4, 5-5 ats) - as HD: (2-1, 2-1 ats) - vs Division: (1-1, 1-1 ats)
Series History - Last 3 seasons: DENVER is 4-3 ATS (3-4 SU) vs. PORTLAND. (1-3 ATS, 0-4 SU away) UNDER is 4-3 (1-3 @POR) in this series.								
Friday, December 21, 2012								
ORLANDO (10-13, 13-10 ats, 9-13 ou) at TORONTO (6-19, 12-13 ats, 12-13 ou) - 7:05 PM EST								
801	ORL				93	-0.2		on Road: (5-7, 9-3 ats) - as RD: (5-7, 9-3 ats) - vs Conference: (4-9, 6-7 ats)
802	TOR				92		-1	at Home: (5-5, 7-3 ats) - as HF: (3-1, 3-1 ats) - vs Conference: (2-8, 5-5 ats)
Series History - Last 3 seasons: TORONTO is 5-2 ATS (3-4 SU) vs. ORLANDO. (3-1 ATS, 2-2 SU at home). OVER is 4-3 (2-2 @TOR) in this series.								
ATLANTA (14-7, 9-11 ats, 10-10 ou) at PHILADELPHIA (12-12, 11-13 ats, 15-9 ou) - 7:05 PM EST								
803	ATL				91	-3.6	-3	on Road: (6-3, 6-3 ats) - as RF: (3-0, 3-0 ats) - vs Conference: (8-3, 3-7 ats)
804	PHI				89			at Home: (8-7, 6-9 ats) - as HD: (2-2, 2-2 ats) - vs Conference: (7-9, 8-8 ats)
Series History - Last 3 seasons: PHILADELPHIA is 5-2 ATS (5-2 SU) vs. ATLANTA. (2-2 ATS, 3-1 SU at home). OVER is 5-2 (3-1 @PHI) in this series.								
CHICAGO (13-9, 8-14 ats, 7-15 ou) at NEW YORK (18-5, 14-9 ats, 13-8 ou) - 7:35 PM EST								
805	CHI				90			on Road: (6-3, 6-3 ats) - as RD: (2-3, 2-3 ats) - vs Conference: (9-3, 6-6 ats)
806	NY				94	-8.4	-5	at Home: (10-0, 8-2 ats) - as HF: (9-0, 7-2 ats) - vs Conference: (12-2, 9-5 ats)
Series History - Last 3 seasons: NEW YORK is 5-3 ATS (3-5 SU) vs. CHICAGO. (3-1 ATS, 2-2 SU at home). OVER is 4-4 (2-2 @NY) in this series.								
MILWAUKEE (12-10, 10-11 ats, 9-13 ou) at BOSTON (12-11, 8-12 ats, 12-10 ou) - 7:35 PM EST								
807	MIL				96			on Road: (6-5, 7-4 ats) - as RD: (4-3, 5-2 ats) - vs Conference: (10-5, 9-5 ats)
808	BOS				100	-4.2	-7	at Home: (8-4, 5-6 ats) - as HF: (7-3, 4-5 ats) - vs Conference: (7-8, 5-8 ats)
Series History - Last 3 seasons: BOSTON is 4-4 ATS (7-2 SU) vs. MILWAUKEE. (2-3 ATS, 4-1 SU at home). UNDER is 7-2 (3-2 @BOS) in this series.								
INDIANA (13-11, 13-11 ats, 10-14 ou) at CLEVELAND (5-20, 11-14 ats, 12-13 ou) - 7:35 PM EST								
809	IND				93	-2.6	-4	on Road: (6-8, 7-7 ats) - as RF: (4-1, 4-1 ats) - vs Division: (3-1, 3-1 ats)
810	CLE				90			at Home: (3-7, 3-7 ats) - as HD: (2-5, 2-5 ats) - vs Division: (0-7, 1-6 ats)
Series History - Last 3 seasons: INDIANA is 4-4 ATS (8-1 SU) vs. CLEVELAND. (1-3 ATS, 3-1 SU away) UNDER is 6-3 (2-2 @CLE) in this series.								
WASHINGTON (3-18, 11-9 ats, 10-11 ou) at DETROIT (7-19, 11-15 ats, 12-14 ou) - 7:35 PM EST								
811	WAS				89			on Road: (1-10, 6-4 ats) - as RD: (1-10, 6-4 ats) - vs Conference: (1-12, 5-7 ats)
812	DET				93	-7.2	-6	at Home: (5-7, 5-7 ats) - as HF: (3-3, 2-4 ats) - vs Conference: (5-7, 5-7 ats)
Series History - Last 3 seasons: DETROIT is 3-3 ATS (4-2 SU) vs. WASHINGTON. (2-2 ATS, 3-1 SU at home). OVER is 4-2 (3-1 @DET) in this series.								
DALLAS (11-13, 11-13 ats, 14-10 ou) at MEMPHIS (15-6, 13-7 ats, 9-12 ou) - 8:05 PM EST								
813	DAL				90			on Road: (4-10, 6-8 ats) - as RD: (4-8, 6-6 ats) - vs Division: (1-0, 1-0 ats)
814	MEM				101	-14.4	-14	at Home: (9-2, 7-3 ats) - as HF: (8-2, 6-3 ats) - vs Division: (2-1, 2-1 ats)
Series History - Last 3 seasons: MEMPHIS is 5-2 ATS (5-2 SU) vs. DALLAS. (3-1 ATS, 3-1 SU at home). UNDER is 4-2 (2-1 @MEM) in this series.								
NEW ORLEANS (5-18, 12-11 ats, 12-11 ou) at SAN ANTONIO (19-6, 16-8 ats, 14-11 ou) - 8:35 PM EST								
815	NO				89			on Road: (2-8, 7-3 ats) - as RD: (2-8, 7-3 ats) - vs Division: (0-3, 3-0 ats)
816	SAN				105	-14.3	-16	at Home: (8-2, 6-3 ats) - as HF: (8-2, 6-3 ats) - vs Division: (4-0, 2-2 ats)
Series History - Last 3 seasons: NEW ORLEANS is 5-4 ATS (2-7 SU) vs. SAN ANTONIO. (1-3 ATS, 1-3 SU away) UNDER is 5-4 (3-1 @SAN) in this series.								
CHARLOTTE (7-16, 9-14 ats, 13-9 ou) at GOLDEN STATE (16-8, 15-8 ats, 14-10 ou) - 10:35 PM EST								
817	CHA				90			on Road: (2-6, 3-5 ats) - as RD: (2-6, 3-5 ats) - vs NonConf: (2-9, 3-8 ats)
818	GS				108	-13.2	-16	at Home: (6-3, 6-3 ats) - as HF: (5-1, 5-1 ats) - vs NonConf: (10-2, 9-3 ats)
Series History - Last 3 seasons: CHARLOTTE is 2-2 ATS (2-2 SU) vs. GOLDEN STATE. (1-0 ATS, 1-0 SU away) OVER is 2-2 (1-0 @GS) in this series.								
SACRAMENTO (7-16, 8-14 ats, 12-10 ou) at LA CLIPPERS (17-6, 14-9 ats, 13-9 ou) - 10:35 PM EST								
819	SAC				90			on Road: (1-9, 4-6 ats) - as RD: (1-9, 4-6 ats) - vs Division: (2-2, 1-2 ats)
820	LAC				107	-19.2	-18	at Home: (10-3, 9-4 ats) - as HF: (8-3, 7-4 ats) - vs Division: (3-1, 3-1 ats)
Series History - Last 3 seasons: LA CLIPPERS are 6-1 ATS (7-1 SU) vs. SACRAMENTO. (4-0 ATS, 4-0 SU at home). UNDER is 4-3 (2-1 @LAC) in this series.								
Saturday, December 22, 2012								
CHICAGO (13-9, 8-14 ats, 7-15 ou) at ATLANTA (14-7, 9-11 ats, 10-10 ou) - 7:05 PM EST								
501	CHI				89			on Road: (6-3, 6-3 ats) - as RD: (2-3, 2-3 ats) - vs Conference: (9-3, 6-6 ats)
502	ATL				88	-3.0	-1	at Home: (8-4, 3-8 ats) - as HF: (7-3, 2-7 ats) - vs Conference: (8-3, 3-7 ats)
Series History - Last 3 seasons: CHICAGO is 8-5 ATS (9-4 SU) vs. ATLANTA. (4-3 ATS, 4-3 SU away) UNDER is 8-5 (3-4 @ATL) in this series.								

THE PLATINUM SHEET
SF = STATFOX FORECASTER; OF = OUTPLAY FACTOR; GL = STATFOX GUIDELINE

Brd	Teams	OL	FL	Final	SF	OF	GL	Key Game Information
DETROIT (7-19, 11-15 ats, 12-14 ou) at WASHINGTON (3-18, 11-9 ats, 10-11 ou) - 7:05 PM EST								
503	DET				90	-2.2	-1	on Road: (2-12, 6-8 ats) - as RF: (1-0, 1-0 ats) - vs Conference: (5-7, 5-7 ats)
504	WAS				91			at Home: (2-8, 5-5 ats) - as HD: (2-7, 5-4 ats) - vs Conference: (1-12, 5-7 ats)
Series History - Last 3 seasons: DETROIT is 3-3 ATS (4-2 SU) vs. WASHINGTON. (1-1 ATS, 1-1 SU away) OVER is 4-2 (1-1 @WAS) in this series.								
UTAH (13-12, 11-13 ats, 12-12 ou) at MIAMI (15-6, 10-11 ats, 11-10 ou) - 7:35 PM EST								
505	UTA				95			on Road: (4-10, 4-9 ats) - as RD: (1-7, 1-6 ats) - vs NonConf: (4-2, 3-2 ats)
506	MIA				105	-8.1	-7	at Home: (11-2, 7-6 ats) - as HF: (11-2, 7-6 ats) - vs NonConf: (7-3, 4-6 ats)
Series History - Last 3 seasons: UTAH is 2-1 ATS (2-1 SU) vs. MIAMI. (1-0 ATS, 1-0 SU away) OVER is 2-0 (1-0 @MIA) in this series.								
MEMPHIS (15-6, 13-7 ats, 9-12 ou) at HOUSTON (11-12, 10-12 ats, 12-11 ou) - 8:05 PM EST								
507	MEM				100	-2.3	-1	on Road: (6-4, 6-4 ats) - as RF: (3-1, 2-2 ats) - vs Division: (2-1, 2-1 ats)
508	HOU				96			at Home: (9-5, 8-6 ats) - as HD: (1-2, 2-1 ats) - vs Division: (1-4, 0-5 ats)
Series History - Last 3 seasons: MEMPHIS is 5-4 ATS (4-5 SU) vs. HOUSTON. (1-3 ATS, 0-4 SU away) UNDER is 5-4 (3-1 @HOU) in this series.								
INDIANA (13-11, 13-11 ats, 10-14 ou) at NEW ORLEANS (5-18, 12-11 ats, 12-11 ou) - 8:05 PM EST								
509	IND				88	-1.8	-4	on Road: (6-8, 7-7 ats) - as RF: (4-1, 4-1 ats) - vs NonConf: (6-6, 6-6 ats)
510	NO				86			at Home: (3-10, 5-8 ats) - as HD: (2-9, 4-7 ats) - vs NonConf: (3-6, 4-5 ats)
Series History - Last 3 seasons: NEW ORLEANS is 3-2 ATS (1-4 SU) vs. INDIANA. (1-1 ATS, 1-1 SU at home). OVER is 4-1 (2-0 @NO) in this series.								
CLEVELAND (5-20, 11-14 ats, 12-13 ou) at MILWAUKEE (12-10, 10-11 ats, 9-13 ou) - 8:35 PM EST								
511	CLE				95			on Road: (2-13, 8-7 ats) - as RD: (2-13, 8-7 ats) - vs Division: (0-7, 1-6 ats)
512	MIL				102	-5.3	-4	at Home: (6-5, 3-7 ats) - as HF: (6-2, 3-4 ats) - vs Division: (4-1, 3-2 ats)
Series History - Last 3 seasons: MILWAUKEE is 5-4 ATS (9-1 SU) vs. CLEVELAND. (2-3 ATS, 5-0 SU at home). OVER is 7-3 (5-0 @MIL) in this series.								
CHARLOTTE (7-16, 9-14 ats, 13-9 ou) at DENVER (13-12, 15-10 ats, 14-11 ou) - 9:05 PM EST								
513	CHA				91			on Road: (2-6, 3-5 ats) - as RD: (2-6, 3-5 ats) - vs NonConf: (2-9, 3-8 ats)
514	DEN				111	-13.5	-17	at Home: (6-1, 5-2 ats) - as HF: (6-1, 5-2 ats) - vs NonConf: (4-6, 4-6 ats)
Series History - Last 3 seasons: DENVER is 2-1 ATS (2-1 SU) vs. CHARLOTTE. (1-0 ATS, 1-0 SU at home). UNDER is 3-0 (1-0 @DEN) in this series.								
PHOENIX (9-15, 8-15 ats, 12-11 ou) at PORTLAND (11-12, 9-13 ats, 11-11 ou) - 10:05 PM EST								
515	PHO				100			on Road: (2-10, 4-7 ats) - as RD: (0-10, 2-7 ats) - vs Conference: (5-6, 4-6 ats)
516	POR				104	-5.0	-1	at Home: (7-4, 5-5 ats) - as HF: (5-3, 3-4 ats) - vs Conference: (7-6, 5-7 ats)
Series History - Last 3 seasons: PHOENIX is 4-4 ATS (4-4 SU) vs. PORTLAND. (0-3 ATS, 0-3 SU away) UNDER is 4-3 (2-1 @POR) in this series.								
LA LAKERS (11-14, 10-15 ats, 14-11 ou) at GOLDEN STATE (16-8, 15-8 ats, 14-10 ou) - 10:35 PM EST								
517	LAL				100			on Road: (4-8, 4-8 ats) - as RD: (0-5, 1-4 ats) - vs Division: (3-2, 3-2 ats)
518	GS				101	-3.1	-5	at Home: (6-3, 6-3 ats) - as HF: (5-1, 5-1 ats) - vs Division: (2-2, 2-1 ats)
Series History - Last 3 seasons: GOLDEN STATE is 5-4 ATS (1-8 SU) vs. LA LAKERS. (3-1 ATS, 1-3 SU at home). UNDER is 5-4 (2-2 @GS) in this series.								
Sunday, December 23, 2012								
PHILADELPHIA (12-12, 11-13 ats, 15-9 ou) at BROOKLYN (13-10, 12-10 ats, 10-13 ou) - 3:05 PM EST								
801	PHI				87			on Road: (4-5, 5-4 ats) - as RD: (2-4, 3-3 ats) - vs Division: (4-3, 4-3 ats)
802	BRK				94	-10.1	-8	at Home: (8-5, 6-6 ats) - as HF: (6-3, 3-5 ats) - vs Division: (5-1, 4-1 ats)
Series History - Last 3 seasons: PHILADELPHIA is 6-2 ATS (6-2 SU) vs. BROOKLYN. (4-0 ATS, 4-0 SU away) OVER is 4-4 (3-1 @BRK) in this series.								
MINNESOTA (12-9, 13-8 ats, 12-9 ou) at NEW YORK (18-5, 14-9 ats, 13-8 ou) - 5:05 PM EST								
803	MIN				91			on Road: (5-6, 7-4 ats) - as RD: (4-6, 6-4 ats) - vs NonConf: (6-4, 7-3 ats)
804	NY				103	-10.0	-9	at Home: (10-0, 8-2 ats) - as HF: (9-0, 7-2 ats) - vs NonConf: (6-3, 5-4 ats)
Series History - Last 3 seasons: NEW YORK is 2-1 ATS (2-1 SU) vs. MINNESOTA. (1-0 ATS, 1-0 SU at home). OVER is 2-1 (1-0 @NY) in this series.								
UTAH (13-12, 11-13 ats, 12-12 ou) at ORLANDO (10-13, 13-10 ats, 9-13 ou) - 6:05 PM EST								
805	UTA				94		-1	on Road: (4-10, 4-9 ats) - as RF: (3-3, 3-3 ats) - vs NonConf: (4-2, 3-2 ats)
806	ORL				95	-0.2		at Home: (5-6, 4-7 ats) - as HD: (2-6, 2-6 ats) - vs NonConf: (6-4, 7-3 ats)
Series History - Last 3 seasons: UTAH is 3-1 ATS (4-0 SU) vs. ORLANDO. (1-0 ATS, 1-0 SU away) OVER is 3-1 (1-0 @ORL) in this series.								
DALLAS (11-13, 11-13 ats, 14-10 ou) at SAN ANTONIO (19-6, 16-8 ats, 14-11 ou) - 7:05 PM EST								
807	DAL				97			on Road: (4-10, 6-8 ats) - as RD: (4-8, 6-6 ats) - vs Division: (1-0, 1-0 ats)
808	SAN				111	-12.7	-15	at Home: (8-2, 6-3 ats) - as HF: (8-2, 6-3 ats) - vs Division: (4-0, 2-2 ats)
Series History - Last 3 seasons: SAN ANTONIO is 6-2 ATS (5-3 SU) vs. DALLAS. (3-1 ATS, 3-1 SU at home). OVER is 4-4 (1-3 @SAN) in this series.								
LA CLIPPERS (17-6, 14-9 ats, 13-9 ou) at PHOENIX (9-15, 8-15 ats, 12-11 ou) - 8:05 PM EST								
809	LAC				102	-9.2	-4	on Road: (7-3, 5-5 ats) - as RF: (5-2, 3-4 ats) - vs Division: (3-1, 3-1 ats)
810	PHO				97			at Home: (7-5, 4-8 ats) - as HD: (3-2, 3-2 ats) - vs Division: (0-3, 0-3 ats)
Series History - Last 3 seasons: PHOENIX is 5-4 ATS (6-3 SU) vs. LA CLIPPERS. (3-1 ATS, 4-0 SU at home). UNDER is 6-3 (3-1 @PHO) in this series.								
PORTLAND (11-12, 9-13 ats, 11-11 ou) at SACRAMENTO (7-16, 8-14 ats, 12-10 ou) - 9:05 PM EST								
811	POR				101			on Road: (4-8, 4-8 ats) - as RD: (4-6, 4-6 ats) - vs Conference: (7-6, 5-7 ats)
812	SAC				101	-0.1	pk	at Home: (6-7, 4-8 ats) - as HF: (4-2, 2-3 ats) - vs Conference: (4-10, 5-8 ats)
Series History - Last 3 seasons: PORTLAND is 6-3 ATS (5-4 SU) vs. SACRAMENTO. (4-1 ATS, 3-2 SU away) UNDER is 8-1 (4-1 @SAC) in this series.								



FoxSheets.com



LOG ON TO FOXSHEETS.COM AND START WINNING TODAY!

THE PLATINUM SHEET

2012/2013 NBA Statistics - All Games

Team						Team Statistics					Opponent Statistics				
	W/L	ATS	O/U	Score		Shooting	3PT FG	Free Throws	Rebound	Ast/TO	Shooting	3PT FG	Free Throws	Rebound	Ast/TO
ATLANTA	14-7	9-11	10-10	97-94		37-82-46%	8-23-36%	14-20-70%	49-10 (-2)	23/14	36-81-44%	7-21-36%	16-19-81%	51-11 (+2)	21/16
BOSTON	12-11	8-12	12-10	97-98		37-80-47%	5-15-35%	18-22-79%	47-8 (-4)	24/14	37-82-45%	7-19-36%	18-24-75%	51-11 (+4)	22/15
BROOKLYN	13-10	12-10	10-13	96-94		35-80-44%	8-22-34%	17-23-73%	51-13 (+3)	21/13	36-79-46%	6-17-35%	16-21-74%	48-11 (-3)	20/13
CHARLOTTE	7-16	9-14	13-9	96-104		35-83-42%	6-19-34%	19-25-77%	51-11 (-4)	19/13	39-85-46%	9-24-38%	17-23-73%	55-13 (+4)	25/14
CHICAGO	13-9	8-14	7-15	93-91		35-80-44%	4-13-34%	18-23-81%	53-12 (-4)	23/15	35-82-43%	5-16-31%	16-21-76%	48-11 (-4)	19/14
CLEVELAND	5-20	11-14	12-13	94-100		35-85-41%	8-23-35%	16-22-73%	54-14 (+4)	19/15	37-78-47%	7-20-36%	19-25-75%	50-11 (-4)	23/15
DALLAS	11-13	11-13	14-10	100-102		38-83-45%	8-20-38%	17-22-78%	50-9 (-5)	22/15	37-84-44%	7-22-34%	20-27-73%	55-13 (+5)	22/14
DENVER	13-12	15-10	14-11	102-101		39-84-47%	6-18-34%	17-25-69%	55-14 (+4)	22/15	38-86-44%	8-22-38%	17-23-76%	51-13 (-4)	23/14
DETROIT	7-19	11-15	12-14	94-97		35-80-44%	6-16-36%	18-25-73%	51-12 (-1)	20/14	36-83-44%	7-20-34%	18-23-76%	52-12 (+1)	21/13
GOLDEN STATE	16-8	15-8	14-10	100-98		38-84-45%	7-20-36%	17-22-77%	54-12 (+2)	22/15	36-84-43%	8-23-33%	18-25-73%	51-11 (-2)	22/13
HOUSTON	11-12	10-12	12-11	104-104		37-84-44%	10-27-36%	20-26-77%	54-12 (+1)	22/16	40-87-46%	9-23-38%	15-20-76%	52-11 (-1)	23/14
INDIANA	13-11	13-11	10-14	91-90		34-81-42%	7-20-34%	16-22-73%	55-12 (+4)	20/14	34-83-41%	6-18-31%	17-22-78%	51-11 (-4)	19/12
LA CLIPPERS	17-6	14-9	13-9	102-94		39-81-48%	7-19-35%	18-24-74%	49-11 (-1)	23/14	34-79-43%	8-20-38%	18-24-75%	50-12 (+1)	21/17
LA LAKERS	11-14	10-15	14-11	102-99		36-79-45%	9-24-37%	21-30-69%	56-13 (+6)	20/16	38-85-45%	7-21-36%	16-22-72%	50-11 (-6)	23/13
MEMPHIS	15-6	13-7	9-12	97-91		37-83-44%	6-15-36%	18-23-80%	52-13 (+3)	21/14	34-79-43%	6-18-34%	16-22-75%	49-11 (-3)	19/16
MIAMI	15-6	10-11	11-10	103-98		39-78-50%	8-21-41%	17-23-75%	48-8 (-1)	23/14	36-82-44%	9-25-36%	16-22-76%	48-11 (+1)	20/14
MILWAUKEE	12-10	10-11	9-13	96-97		37-86-43%	6-18-33%	16-21-75%	51-12 (-1)	22/14	36-81-45%	6-17-35%	19-24-79%	52-12 (-1)	22/16
MINNESOTA	12-9	13-8	12-9	96-94		35-81-43%	6-19-30%	20-27-73%	56-13 (+7)	22/15	36-83-44%	6-18-34%	15-20-74%	49-11 (-7)	20/14
NEW ORLEANS	5-18	12-11	12-11	92-98		35-79-44%	8-19-40%	15-19-78%	48-11 (-2)	21/14	37-80-46%	9-22-41%	15-21-73%	50-11 (+2)	23/13
NEW YORK	18-5	14-9	13-8	103-96		37-83-45%	12-29-41%	16-22-76%	48-10 (-3)	20/10	36-79-45%	8-21-37%	17-22-78%	51-10 (+3)	19/15
OKLAHOMA CITY	19-4	14-8	12-10	106-96		37-77-49%	8-18-42%	23-28-84%	50-10 (+3)	22/15	36-84-43%	7-21-35%	17-22-78%	47-12 (-3)	21/13
ORLANDO	10-13	13-10	9-13	93-95		37-83-45%	5-16-33%	13-17-79%	51-10 (0)	22/15	37-84-44%	6-19-32%	15-21-71%	51-11 (+0)	20/13
PHILADELPHIA	12-12	11-13	15-9	93-95		36-84-43%	6-18-35%	14-19-73%	49-11 (-3)	21/12	36-80-45%	7-19-37%	16-22-76%	52-11 (+3)	23/14
PHOENIX	9-15	8-15	12-11	97-101		38-85-44%	6-18-34%	15-20-75%	49-12 (-4)	21/14	39-82-47%	7-18-40%	17-23-74%	53-12 (-4)	23/15
PORTLAND	11-12	9-13	11-11	97-100		36-83-44%	8-23-34%	17-22-76%	49-12 (-2)	19/14	38-80-47%	7-19-36%	18-23-79%	51-10 (+2)	22/15
SACRAMENTO	7-16	8-14	12-10	95-101		36-83-43%	6-19-34%	17-22-77%	50-12 (-3)	18/14	37-81-45%	7-20-35%	21-26-79%	53-12 (+3)	23/14
SAN ANTONIO	19-6	16-8	14-11	105-97		40-83-48%	9-22-38%	17-21-79%	51-9 (+1)	25/15	38-86-44%	6-18-34%	16-20-77%	50-12 (-1)	21/14
TORONTO	6-19	12-13	12-13	96-101		35-83-43%	7-22-33%	18-23-78%	49-11 (-6)	21/13	37-80-46%	7-18-36%	21-28-76%	54-10 (+6)	22/14
UTAH	13-12	11-13	12-12	100-99		37-83-45%	7-18-37%	19-25-76%	52-13 (+2)	23/14	37-83-45%	6-18-37%	18-24-75%	51-13 (-2)	21/14
WASHINGTON	3-18	11-9	10-11	90-97		34-83-41%	7-21-32%	15-20-75%	51-12 (-4)	20/15	36-81-45%	7-21-35%	18-24-73%	55-11 (+4)	22/15

2012/2013 NBA Statistics - Home Games

Team						Team Statistics					Opponent Statistics				
	W/L	ATS	O/U	Score		Shooting	3PT FG	Free Throws	Rebound	Ast/TO	Shooting	3PT FG	Free Throws	Rebound	Ast/TO
ATLANTA	8-4	3-8	8-4	99-97		38-85-45%	9-24-36%	14-21-70%	50-11 (-2)	24/13	37-83-44%	8-21-37%	16-20-82%	52-12 (+2)	21/16
BOSTON	8-4	5-6	7-4	99-96		38-78-49%	5-14-34%	19-24-79%	46-6 (-5)	25/14	36-81-45%	7-20-36%	16-23-72%	51-11 (+5)	22/16
BROOKLYN	8-5	6-6	8-5	99-97		37-82-44%	8-23-35%	18-24-75%	52-13 (+3)	22/13	37-81-45%	6-17-37%	17-22-78%	49-12 (-3)	21/13
CHARLOTTE	5-10	6-9	8-6	98-102		36-84-42%	6-18-35%	21-26-79%	53-12 (-1)	20/13	39-85-45%	9-24-36%	16-22-74%	53-12 (-1)	25/14
CHICAGO	7-6	2-11	2-11	90-88		34-79-43%	5-12-33%	18-22-80%	53-12 (+5)	22/15	34-81-42%	5-16-30%	16-20-80%	48-11 (-5)	19/14
CLEVELAND	3-7	3-7	3-7	93-98		35-86-41%	8-23-36%	15-21-70%	57-14 (+6)	22/16	36-80-45%	7-20-34%	19-26-73%	51-11 (-6)	22/14
DALLAS	7-3	5-5	7-3	105-99		40-84-48%	9-22-43%	16-22-72%	49-9 (-4)	24/13	36-83-44%	8-23-36%	18-24-77%	53-13 (+4)	20/15
DENVER	6-1	5-2	2-5	103-94		39-84-47%	6-18-34%	19-27-71%	56-15 (+7)	23/14	36-84-43%	7-20-37%	15-19-78%	48-11 (-7)	23/14
DETROIT	5-7	5-7	5-7	98-95		37-79-47%	6-15-39%	18-26-71%	51-11 (+1)	21/13	35-80-44%	6-19-31%	19-25-77%	50-11 (-1)	20/13
GOLDEN STATE	6-3	6-3	6-3	99-97		38-81-47%	7-19-38%	16-21-77%	53-10 (+3)	23/16	37-86-43%	7-23-32%	16-22-74%	50-11 (-3)	24/13
HOUSTON	9-5	8-6	7-7	106-102		37-84-45%	10-28-37%	21-28-77%	53-11 (+0)	22/16	39-88-45%	9-23-39%	14-19-74%	53-11 (0)	22/15
INDIANA	7-3	6-4	5-5	96-90		35-84-42%	8-19-39%	18-25-72%	59-14 (+10)	21/13	34-84-41%	6-17-32%	16-20-80%	50-10 (-10)	19/11
LA CLIPPERS	10-3	9-4	8-4	105-93		39-80-49%	8-21-38%	18-24-75%	48-10 (-4)	25/14	33-80-42%	8-22-36%	18-24-75%	51-13 (+4)	22/18
LA LAKERS	7-6	6-7	8-5	102-96		37-81-46%	8-22-37%	19-29-64%	57-14 (+7)	23/15	37-86-44%	7-20-32%	15-20-72%	50-12 (-7)	23/13
MEMPHIS	9-2	7-3	4-7	97-89		36-82-45%	6-16-39%	18-24-78%	51-13 (+2)	20/14	33-78-43%	6-18-33%	17-22-75%	49-12 (-2)	18/16
MIAMI	11-2	7-6	8-5	107-97		40-78-51%	8-20-42%	19-24-77%	47-7 (-2)	23/13	37-83-44%	8-25-33%	16-21-75%	48-11 (-2)	18/14
MILWAUKEE	6-5	3-7	5-6	96-98		37-87-43%	6-18-34%	17-23-73%	52-14 (-1)	23/11	36-80-45%	6-17-34%	19-25-76%	53-12 (+1)	22/15
MINNESOTA	7-3	6-4	5-5	96-91		34-82-42%	5-19-28%	23-31-73%	57-14 (+5)	21/15	36-85-42%	5-17-31%	15-19-76%	52-12 (-5)	18/16
NEW ORLEANS	3-10	5-8	5-8	88-95		34-78-44%	6-18-35%	13-18-73%	47-11 (-4)	22/13	36-79-46%	8-22-39%	14-20-71%	51-12 (+4)	22/14
NEW YORK	10-0	8-2	6-4	106-94		38-84-46%	12-29-42%	18-24-74%	48-11 (-2)	22/9	35-78-46%	8-22-35%	15-20-76%	51-10 (+2)	17/17
OKLAHOMA CITY	13-2	9-6	8-6	108-97		38-77-50%	8-18-44%	23-28-83%	51-10 (+4)	23/15	36-85-42%	7-22-34%	18-23-78%	47-12 (-4)	19/13
ORLANDO	5-6	4-7	5-5	94-97		38-83-46%	6-17-37%	12-15-77%	51-11 (-1)	22/15	38-87-43%	8-22-35%	13-19-71%	52-13 (+1)	20/13
PHILADELPHIA	8-7	6-9	12-3	95-98		37-85-43%	7-19-36%	14-20-71%	51-12 (-1)	22/12	36-81-45%	7-20-34%	19-23-81%	52-11 (+1)	23/14
PHOENIX	7-5	4-8	4-7	98-95		38-86-45%	6-18-33%	15-20-76%	49-12 (-1)	21/13	37-79-47%	6-16-37%	15-21-74%	51-11 (+1)	21/16
PORTLAND	7-4	5-5	6-5	99-98		38-82-46%	8-23-35%	16-21-76%	46-11 (-5)	19/14	36-77-46%	6-19-34%	20-25-80%	51-11 (+5)	20/17
SACRAMENTO	6-7	4-8	7-6	96-100		37-82-45%	5-17-31%	18-24-75%	50-12 (+1)	18/14	36-78-46%	8-21-37%	21-26-79%	49-10 (-1)	23/15
SAN ANTONIO	8-2	6-3	4-6	104-93		40-84-47%	8-22-37%	16-21-80%	51-11 (+1)	26/14	36-84-43%	6-17-34%	16-20-78%	50-12 (-1)	19/16
TORONTO	5-5	7-3	3-7	100-97		38-88-43%	8-23-36%	16-21-74%	52-12 (0)	23/12	35-78-45%	7-18-37%	21-26-78%	52-8 (+0)	21/16
UTAH	9-2	7-4	5-6	102-94		38-82-46%	6-17-36%	20-26-78%	54-12 (+2)	24/14	35-82-42%	6-18-32%	19-26-73%	51-12 (-2)	17/14
WASHINGTON	2-8	5-5	5-5	92-98		34-83-41%	6-19-31%	18-23-78%	51-12 (-4)	20/14	36-82-45%	8-22-35%	18-23-76%	54-12 (+4)	22/15

2012/2013 NBA Statistics - Road Games

Team	W/L	ATS	O/U	Score	Shooting	3PT FG	Free Throws	Rebound	Ast/TO	Shooting	3PT FG	Free Throws	Rebound	Ast/TO
ATLANTA	6-3	6-3	2-6	94-90	36-78-47%	8-22-37%	14-20-70%	47-9 (-2)	21/15	34-78-44%	7-20-35%	15-19-80%	48-9 (+2)	20/16
BOSTON	4-7	3-6	5-6	95-100	37-81-45%	6-17-35%	16-20-80%	48-9 (-2)	22/14	37-82-46%	6-18-36%	19-24-77%	50-10 (+2)	22/13
BROOKLYN	5-5	6-4	2-8	92-90	34-78-44%	7-22-34%	16-23-72%	50-12 (+3)	20/14	36-76-47%	5-16-31%	13-20-68%	47-9 (-3)	20/14
CHARLOTTE	2-6	3-5	5-3	92-107	34-82-42%	7-20-33%	17-24-72%	49-11 (-9)	18/13	39-84-47%	10-24-41%	18-26-72%	58-14 (+9)	26/14
CHICAGO	6-3	6-3	5-4	98-95	37-81-46%	4-14-28%	19-24-82%	52-13 (+4)	23/14	36-83-44%	6-18-33%	16-22-71%	49-12 (-4)	18/13
CLEVELAND	2-13	8-7	9-6	95-101	35-84-42%	8-23-35%	16-22-75%	51-14 (-2)	18/14	37-77-48%	7-20-37%	19-25-77%	49-10 (-2)	23/16
DALLAS	4-10	6-8	7-7	96-104	36-82-43%	6-19-34%	19-23-83%	50-9 (-6)	21/17	38-85-44%	7-21-33%	21-30-71%	56-13 (+6)	23/14
DENVER	7-11	10-8	12-6	101-103	39-84-47%	6-18-34%	17-25-67%	55-13 (+3)	22/16	38-86-44%	9-23-38%	18-24-75%	52-14 (-3)	23/13
DETROIT	2-12	6-8	7-7	91-99	34-81-41%	6-16-34%	18-24-75%	52-12 (-2)	20/15	38-85-45%	8-21-37%	16-22-75%	54-13 (+2)	21/12
GOLDEN STATE	10-5	9-5	8-7	100-99	38-85-44%	7-20-35%	17-22-77%	54-13 (+2)	22/14	36-83-43%	8-23-34%	20-27-73%	52-11 (-2)	21/14
HOUSTON	2-7	2-6	5-4	100-108	36-85-43%	9-26-34%	19-24-77%	54-13 (+3)	22/17	41-87-48%	8-22-36%	17-22-78%	51-10 (-3)	25/13
INDIANA	6-8	7-7	5-9	87-91	33-79-42%	6-20-30%	15-21-74%	53-11 (+1)	19/15	34-82-41%	6-18-31%	18-23-77%	52-12 (-1)	19/12
LA CLIPPERS	7-3	5-5	5-5	99-95	38-82-46%	5-17-31%	18-25-72%	51-13 (-2)	21/13	34-78-44%	7-19-40%	19-25-76%	49-11 (-2)	20/16
LA LAKERS	4-8	4-8	6-6	103-103	37-78-45%	10-27-37%	23-32-73%	54-12 (+5)	17/17	39-84-46%	8-22-39%	17-24-73%	49-11 (-5)	22/13
MEMPHIS	6-4	6-4	5-5	97-92	37-84-44%	5-15-33%	18-22-83%	53-13 (+4)	22/14	35-80-44%	6-17-35%	16-22-75%	48-11 (-4)	21/15
MIAMI	4-4	3-5	3-5	97-100	37-79-47%	8-22-38%	15-21-72%	49-9 (-1)	22/15	36-81-44%	10-25-42%	18-23-78%	48-11 (-1)	23/13
MILWAUKEE	6-5	7-4	4-7	96-97	38-85-44%	6-18-32%	15-20-76%	50-11 (-1)	22/16	36-82-44%	6-17-37%	18-22-82%	52-12 (+1)	23/17
MINNESOTA	5-6	7-4	7-4	95-96	36-80-45%	6-19-31%	17-24-72%	54-13 (+8)	23/15	37-80-46%	7-20-37%	15-20-73%	46-10 (-8)	22/12
NEW ORLEANS	2-8	7-3	7-3	97-102	36-80-45%	9-20-46%	16-20-83%	48-11 (-0)	21/14	38-82-46%	10-23-43%	17-22-76%	48-11 (+0)	24/12
NEW YORK	8-5	6-7	7-4	101-98	37-83-45%	12-30-40%	15-20-77%	47-10 (-4)	19/11	36-80-45%	8-20-39%	18-23-79%	51-11 (-4)	21/14
OKLAHOMA CITY	6-2	5-2	4-4	102-96	36-76-47%	7-18-37%	23-27-86%	48-9 (-1)	21/15	36-83-43%	7-20-37%	16-21-77%	48-12 (+1)	24/14
ORLANDO	5-7	9-3	4-8	91-93	36-83-43%	5-16-29%	15-18-80%	51-10 (-1)	23/15	35-81-44%	5-17-29%	17-24-72%	51-9 (-1)	21/13
PHILADELPHIA	4-5	5-4	3-6	89-91	36-81-44%	5-16-33%	12-16-77%	47-10 (-6)	20/12	35-78-45%	8-17-43%	13-19-66%	52-10 (+6)	22/14
PHOENIX	2-10	4-7	8-4	96-107	37-84-44%	6-19-35%	15-20-74%	49-11 (-6)	22/15	40-85-48%	8-19-43%	18-24-75%	54-12 (+6)	24/13
PORTLAND	4-8	4-8	5-6	95-102	35-84-42%	8-24-34%	17-22-76%	51-13 (+0)	20/14	39-82-48%	7-19-38%	16-20-77%	51-10 (-0)	23/14
SACRAMENTO	1-9	4-6	5-4	92-102	35-85-41%	7-20-37%	15-19-81%	50-11 (-8)	19/15	38-86-44%	6-19-32%	20-26-78%	58-15 (+8)	22/14
SAN ANTONIO	11-4	10-5	10-5	106-99	40-82-49%	9-23-39%	17-21-78%	51-8 (+1)	25/16	39-88-44%	6-18-34%	15-20-77%	49-11 (-1)	22/13
TORONTO	1-14	5-10	9-6	93-104	33-80-42%	7-22-31%	19-24-80%	47-10 (-9)	20/14	38-82-46%	7-19-36%	22-29-74%	56-12 (+9)	23/13
UTAH	4-10	4-9	7-6	98-103	37-84-44%	7-18-38%	17-23-75%	51-14 (+1)	22/15	39-83-47%	7-17-41%	18-23-77%	50-13 (-1)	23/14
WASHINGTON	1-10	6-4	5-6	88-97	33-83-40%	8-24-32%	13-18-72%	52-12 (-4)	20/16	36-81-45%	7-20-35%	18-25-71%	55-11 (+4)	21/14

Top NBA Statistical Edges - Games from 12/18/2012 to 12/24/2012

Here is a listing of the top team statistical edges when compared head-to-head with their opponents. Keep track of the ATS wins and losses of the top teams for each of the various statistics to determine if any particular category stands out in terms of success.

OFFENSIVE STATISTICS		DEFENSIVE STATISTICS		OFF/DEF DIFFERENTIALS	
Points Scored (PPG)	W/L	Points Allowed (PPG)	W/L	Scoring Differential (PPG)	W/L
1. 12/21 - SAN ANTONIO (vs NO): +12.8		1. 12/22 - MEMPHIS (vs HOU): +13.2		1. 12/21 - LA CLIPPERS (vs SAC): +14.8	
2. 12/19 - HOUSTON (vs PHI): +11.2		2. 12/21 - MEMPHIS (vs DAL): +10.7		2. 12/19 - LA CLIPPERS (vs NO): +14.6	
3. 12/19 - LA CLIPPERS (vs NO): +10.3		3. 12/21 - INDIANA (vs CLE): +9.3		3. 12/21 - SAN ANTONIO (vs NO): +14.0	
4. 12/20 - OKLAHOMA CITY (vs MIN): +9.9		4. 12/19 - PHILADELPHIA (vs HOU): +8.8		4. 12/23 - LA CLIPPERS (vs PHO): +12.5	
5. 12/21 - NEW YORK (vs CHI): +9.8		5. 12/19 - INDIANA (vs UTA): +8.7		5. 12/18 - LA LAKERS (vs CHA): +10.7	
6. 12/19 - UTAH (vs IND): +8.8		6. 12/22 - INDIANA (vs NO): +7.7		6. 12/18 - ATLANTA (vs WAS): +10.5	
7. 12/19 - OKLAHOMA CITY (vs ATL): +8.8		7. 12/23 - LA CLIPPERS (vs PHO): +7.5		7. 12/23 - SAN ANTONIO (vs DAL): +9.5	
8. 12/18 - GOLDEN STATE (vs NO): +7.7		8. 12/21 - LA CLIPPERS (vs SAC): +7.1		8. 12/21 - GOLDEN STATE (vs CHA): +9.1	
9. 12/21 - LA CLIPPERS (vs SAC): +7.7		9. 12/18 - CHICAGO (vs BOS): +7.0		9. 12/22 - DENVER (vs CHA): +9.0	
10. 12/23 - NEW YORK (vs MIN): +7.4		10. 12/18 - INDIANA (vs MIL): +6.8		10. 12/21 - MEMPHIS (vs DAL): +8.0	
11. 12/18 - DALLAS (vs PHI): +7.3		11. 12/21 - ORLANDO (vs TOR): +6.4		11. 12/19 - GOLDEN STATE (vs SAC): +7.6	
12. 12/18 - MIAMI (vs MIN): +7.3		12. 12/19 - MEMPHIS (vs MIL): +6.4		12. 12/19 - MEMPHIS (vs MIL): +7.5	

Field Goal Shooting (Pct)		Field Goal Shooting Defense (Pct)		Field Goal Shooting Differential (Pct)	
	W/L		W/L		W/L
1. 12/18 - MIAMI (vs MIN): +6.2%		1. 12/21 - INDIANA (vs CLE): +6.1%		1. 12/23 - LA CLIPPERS (vs PHO): +7.8%	
2. 12/19 - BOSTON (vs CLE): +5.7%		2. 12/22 - INDIANA (vs NO): +5.1%		2. 12/19 - BOSTON (vs CLE): +7.6%	
3. 12/20 - OKLAHOMA CITY (vs MIN): +5.5%		3. 12/23 - LA CLIPPERS (vs PHO): +4.2%		3. 12/21 - LA CLIPPERS (vs SAC): +7.3%	
4. 12/21 - LA CLIPPERS (vs SAC): +5.1%		4. 12/19 - INDIANA (vs UTA): +4.2%		4. 12/20 - OKLAHOMA CITY (vs MIN): +7.0%	
5. 12/18 - ATLANTA (vs WAS): +4.9%		5. 12/18 - INDIANA (vs MIL): +3.8%		5. 12/19 - LA CLIPPERS (vs NO): +7.0%	
6. 12/22 - MIAMI (vs UTA): +4.7%		6. 12/20 - DENVER (vs POR): +3.1%		6. 12/21 - INDIANA (vs CLE): +6.9%	
7. 12/22 - DENVER (vs CHA): +4.6%		7. 12/19 - LA CLIPPERS (vs NO): +3.1%		7. 12/22 - DENVER (vs CHA): +6.6%	
8. 12/20 - MIAMI (vs DAL): +4.4%		8. 12/21 - CHICAGO (vs NY): +2.9%		8. 12/20 - DENVER (vs POR): +6.4%	
9. 12/21 - SAN ANTONIO (vs NO): +3.9%		9. 12/18 - GOLDEN STATE (vs NO): +2.8%		9. 12/21 - SAN ANTONIO (vs NO): +6.2%	
10. 12/19 - ORLANDO (vs WAS): +3.9%		10. 12/21 - GOLDEN STATE (vs CHA): +2.7%		10. 12/18 - MIAMI (vs MIN): +6.0%	
11. 12/19 - LA CLIPPERS (vs NO): +3.9%		11. 12/18 - CHICAGO (vs BOS): +2.5%		11. 12/21 - GOLDEN STATE (vs CHA): +5.8%	
12. 12/21 - BOSTON (vs MIL): +3.6%		12. 12/22 - MEMPHIS (vs HOU): +2.4%		12. 12/22 - MIAMI (vs UTA): +5.6%	

3PT Field Goal Shooting (Pct)		3PT Field Goal Shooting Defense (Pct)		3PT Field Goal Shooting Differential (Pct)	
	W/L		W/L		W/L
1. 12/20 - OKLAHOMA CITY (vs MIN): +11.8%		1. 12/22 - INDIANA (vs NO): +9.3%		1. 12/20 - OKLAHOMA CITY (vs MIN): +11.2%	
2. 12/23 - NEW YORK (vs MIN): +11.3%		2. 12/18 - GOLDEN STATE (vs NO): +7.2%		2. 12/18 - MIAMI (vs MIN): +9.1%	
3. 12/18 - MIAMI (vs MIN): +10.9%		3. 12/21 - SAN ANTONIO (vs NO): +6.3%		3. 12/23 - NEW YORK (vs MIN): +8.4%	
4. 12/21 - NEW YORK (vs CHI): +7.0%		4. 12/19 - INDIANA (vs UTA): +5.8%		4. 12/18 - SAN ANTONIO (vs DEN): +7.7%	
5. 12/19 - NEW YORK (vs BRK): +6.6%		5. 12/21 - CHICAGO (vs NY): +5.7%		5. 12/21 - GOLDEN STATE (vs CHA): +6.6%	
6. 12/22 - NEW ORLEANS (vs IND): +6.4%		6. 12/23 - ORLANDO (vs UTA): +5.1%		6. 12/19 - OKLAHOMA CITY (vs ATL): +6.3%	
7. 12/19 - OKLAHOMA CITY (vs ATL): +5.1%		7. 12/22 - CHICAGO (vs ATL): +4.6%		7. 12/19 - DETROIT (vs TOR): +5.9%	
8. 12/18 - ATLANTA (vs WAS): +4.9%		8. 12/21 - ORLANDO (vs TOR): +4.6%		8. 12/21 - DETROIT (vs WAS): +5.6%	
9. 12/21 - DETROIT (vs WAS): +4.8%		9. 12/18 - CHICAGO (vs BOS): +4.5%		9. 12/22 - DETROIT (vs WAS): +5.6%	
10. 12/22 - DETROIT (vs WAS): +4.8%		10. 12/21 - INDIANA (vs CLE): +4.5%		10. 12/18 - INDIANA (vs MIL): +5.4%	
11. 12/19 - NEW ORLEANS (vs LAC): +4.8%		11. 12/21 - GOLDEN STATE (vs CHA): +4.3%		11. 12/18 - LA LAKERS (vs CHA): +5.4%	
12. 12/18 - SAN ANTONIO (vs DEN): +4.1%		12. 12/18 - INDIANA (vs MIL): +4.2%		12. 12/18 - DALLAS (vs PHI): +4.9%	

Assists/Turnover Ratio Offense		Assists/Turnover Ratio Defense		Assists/Turnover Ratio Differential	
	W/L		W/L		W/L
1. 12/23 - NEW YORK (vs MIN): +0.53		1. 12/19 - LA CLIPPERS (vs NO): +0.54		1. 12/23 - NEW YORK (vs MIN): +0.72	
2. 12/21 - NEW YORK (vs CHI): +0.48		2. 12/22 - MEMPHIS (vs HOU): +0.44		2. 12/21 - LA CLIPPERS (vs SAC): +0.70	
3. 12/19 - NEW YORK (vs BRK): +0.41		3. 12/21 - SAN ANTONIO (vs NO): +0.37		3. 12/19 - NEW YORK (vs BRK): +0.69	
4. 12/19 - PHILADELPHIA (vs HOU): +0.37		4. 12/21 - LA CLIPPERS (vs SAC): +0.34		4. 12/19 - LA CLIPPERS (vs NO): +0.64	
5. 12/21 - LA CLIPPERS (vs SAC): +0.36		5. 12/21 - ATLANTA (vs PHI): +0.31		5. 12/21 - NEW YORK (vs CHI): +0.58	
6. 12/22 - MILWAUKEE (vs CLE): +0.36		6. 12/23 - LA CLIPPERS (vs PHO): +0.30		6. 12/18 - SAN ANTONIO (vs DEN): +0.56	
7. 12/19 - BOSTON (vs CLE): +0.36		7. 12/21 - MEMPHIS (vs DAL): +0.29		7. 12/22 - MEMPHIS (vs HOU): +0.54	
8. 12/18 - TORONTO (vs CLE): +0.32		8. 12/20 - PORTLAND (vs DEN): +0.29		8. 12/21 - SAN ANTONIO (vs NO): +0.53	
9. 12/18 - PHILADELPHIA (vs DAL): +0.30		9. 12/18 - SAN ANTONIO (vs DEN): +0.28		9. 12/18 - MILWAUKEE (vs IND): +0.51	
10. 12/18 - MILWAUKEE (vs IND): +0.28		10. 12/19 - NEW YORK (vs BRK): +0.28		10. 12/22 - MILWAUKEE (vs CLE): +0.46	
11. 12/18 - SAN ANTONIO (vs DEN): +0.28		11. 12/19 - ATLANTA (vs OKC): +0.27		11. 12/18 - ATLANTA (vs WAS): +0.44	
12. 12/23 - SAN ANTONIO (vs DAL): +0.27		12. 12/19 - PHOENIX (vs CHA): +0.25		12. 12/19 - PHILADELPHIA (vs HOU): +0.42	



statfox PRESENTS THE WEEK'S STAFF PICKS

COLLEGE HOOPS FEATURED MATCHUPS: DECEMBER 18 - 19

* = ESTIMATED LINE

		StatFox DAVE	StatFox GARY	StatFox SCOTT	StatFox BRIAN	StatFox FORECASTER	StatFox CONSENSUS
* (521) BALL STATE AT (522) PURDUE	-15½	BALL STATE	PURDUE	BALL STATE	BALL STATE	PURDUE	BALL STATE
* (523) MICHIGAN STATE AT (524) BOWLING GREEN	+11½	MICHIGAN STATE	MICHIGAN STATE	MICHIGAN STATE	MICHIGAN STATE	BOWLING GREEN	MICHIGAN STATE
* (525) SOUTHERN MISS AT (526) GEORGIA STATE	+4	SOUTHERN MISS	GEORGIA STATE	GEORGIA STATE	SOUTHERN MISS	SOUTHERN MISS	SOUTHERN MISS
* (527) YOUNGSTOWN STATE AT (528) SOUTH FLORIDA	-6	SOUTH FLORIDA	SOUTH FLORIDA	YOUNGSTOWN STATE	YOUNGSTOWN STATE	YOUNGSTOWN STATE	YOUNGSTOWN STATE
* (529) RICHMOND AT (530) KANSAS	-15½	KANSAS	KANSAS	RICHMOND	RICHMOND	RICHMOND	RICHMOND
* (531) MIAMI FLORIDA AT (532) CENTRAL FLORIDA	+4	BEST BET *	MIAMI FLORIDA	MIAMI FLORIDA	BEST BET *	CENTRAL FLORIDA	
* (533) WESTERN KENTUCKY AT (534) VCU	-16½	WESTERN KENTUCKY	BEST BET *	WESTERN KENTUCKY	BEST BET *	WESTERN KENTUCKY	WESTERN KENTUCKY
* (535) STANFORD AT (536) NC STATE	-7½	NC STATE	NC STATE	BEST BET *	STANFORD	STANFORD	
* (537) SMU AT (538) UTAH	-7	UTAH	SMU	SMU	SMU	SMU	SMU
* (539) DENVER AT (540) WYOMING	-8	BEST BET *	DENVER	DENVER	WYOMING	WYOMING	
* (541) LSU AT (542) CAL IRVINE	+1½	LSU	LSU	CAL IRVINE	LSU	CAL IRVINE	LSU
* (543) LONG BEACH STATE AT (544) UCLA	-13½	BEST BET *	LONG BEACH STATE	LONG BEACH STATE	UCLA	UCLA	
* (545) CAL SANTA BARBARA AT (546) CALIFORNIA	-13	CALIFORNIA	BEST BET *	CAL SANTA BARBARA	CAL SANTA BARBARA	CAL SANTA BARBARA	CAL SANTA BARBARA
* (723) CORNELL AT (724) DUKE	-25½*	CORNELL	CORNELL	DUKE	CORNELL	CORNELL	CORNELL
* (729) XAVIER AT (730) CINCINNATI	-9½*	CINCINNATI	XAVIER	BEST BET *	BEST BET *	XAVIER	
* (749) NORTH CAROLINA AT (750) TEXAS	+5*	BEST BET *	NORTH CAROLINA	NORTH CAROLINA	NORTH CAROLINA	TEXAS	NORTH CAROLINA

* GET BEST BET PICKS ON THESE GAMES AND MORE FROM OUR STAFF PICKERS AT WWW.FOXSHEETS.COM

StatFox Dave

StatFox Dave is one of the original four founders of StatFox and over the years has been renowned for his handicapping prowess in all sports. Anyone who signed up for our NBA postseason Best Bets certainly knows that to be true, as Dave racked up a 59% success rate on all picks (including a perfect 5-0 in the NBA Finals) and an astounding 66% success rate on Best Bets during the NBA postseason. Dave is currently on an amazing 10-0 ATS run in college hoops Best Bets from Dec. 9-16. That puts him at 55% ATS (48-39-2) in college basketball Best Bets for the season.

StatFox Gary

StatFox Gary joined the StatFox and the Platinum Sheet staff prior to the 2010 football season, and subscribers were certainly happy he did: He proceeded to post a 55% success rate on NFL Best Bets in his "rookie" season. Gary also has a knack for college over/unders, finishing the bowl season 4-1 in his Best Bet totals. Football isn't the only sport at which Gary excels, as he finished the 2011-12 college basketball regular season with a gaudy 54-25 ATS (68%) mark on Best Bets. He's also been tremendous this year at 57% ATS (26-20) college hoops Best Bets.

StatFox Scott

StatFox Scott serves as Managing Editor for StatFox, Platinum Sheet and the Edge Football Preview Guide, and is coming off a 2011 college football season in which he was 53% against the spread on Platinum Sheet Best Bets. That followed a 2010 season in which his college football Best Bets success rate was 59%. Not merely a one-sport pony, Scott had a 2011-12 college basketball regular season for the ages: He racked up a whopping 56-23 ATS record (71%) on Best Bets. From Dec. 14-16, Scott was an outstanding 5-1 ATS on college hoops Best Bets.

StatFox Brian

A featured writer on StatFox.com and for Platinum Sheet, StatFox Brian has yet to suffer a losing season of Platinum Sheet Best Bets in either college football, NFL, college basketball or NBA since coming on board in 2010. His most recent success earlier this calendar year was a 49-30 record (62%) against the spread on college basketball Best Bet picks. He also flexed his NBA muscle by racking up a 31-16 ATS record (66%) on NBA Best Bets prior to the February All-Star break. He's starting to heat up in college hoops, going 13-9 ATS (59%) on Best Bets since Nov. 30.

StatFox Forecaster

By weighing several key factors, including recent statistical averages, schedule strength and home-field advantage, the StatFox Forecaster has proven to be an extremely successful long-term handicapping tool. It's most accurate once a season is underway, as evident by an ATS success rate of 61% (123-79-6) on all 2011 NFL regular-season games played between September 25 and the end of December. In the last NBA season, the Forecaster hit better than 58% ATS (114-82-4) between December and April. It's on a 3-week CBB run of 24-20-1 ATS (55%).

2012-13 COLLEGE BASKETBALL STAFF PICKS STANDINGS *

Featured Matchups	W	L	T	Pct	Last Week	College BB Best Bets (ATS)	W	L	T	Pct	Last Week
StatFox Brian	44	42	2	51.2%	7-7	StatFox Gary	26	20	0	56.5%	3-4
StatFox Forecaster	43	43	2	50.0%	6-8	StatFox Dave	48	39	2	55.2%	9-0
StatFox Consensus	39	47	2	45.3%	7-7	StatFox Brian	29	28	2	50.9%	4-3
StatFox Dave	37	49	2	43.0%	9-5	StatFox Scott	27	29	2	48.2%	6-4
StatFox Scott	36	50	2	41.9%	4-10	TOTAL	130	116	6	52.8%	22-11
StatFox Gary	35	51	2	40.7%	8-6	* [Standings reflect games played through Sunday, December 16.]					

THE PLATINUM SHEET
SF = STATFOX FORECASTER; OF = OUTPLAY FACTOR; GL = STATFOX GUIDELINE

Brd	Teams	OL	FL	Final	SF	OF	GL	Key Game Information
Tuesday, December 18, 2012								
Ball St (5-4, 3-4 ats) at Purdue (4-6, 4-6 ats) - 7:00 PM EST								
521	BLS				55			Road: (1-2, 2-1 ats) - as Dog: (1-3, 2-2 ats) - vs NC: (5-4, 3-4 ats)
522	PUR				73	-16.2	-20	Home: (3-2, 3-2 ats) - as Fav: (3-5, 3-5 ats) - vs NC: (4-6, 4-6 ats) - vs BLS: (1-0, 0-1 ats)
Michigan St (9-2, 3-5 ats) at Bowling Green (5-4, 4-4 ats) - 7:00 PM EST								
523	MST				65	-7.5	-10	Road: (0-1, 0-1 ats) - as Fav: (5-1, 2-4 ats) - vs NC: (9-2, 3-5 ats)
524	BG				55			Home: (4-1, 3-1 ats) - as Dog: (1-2, 1-2 ats) - vs NC: (5-4, 4-4 ats) - vs MST: (0-2, 1-1 ats)
Southern Miss (7-3, 6-3 ats) at Georgia St (5-5, 2-6 ats) - 7:00 PM EST								
525	SM				63	-4.2		Road: (2-3, 3-2 ats) - as Dog: (2-3, 3-2 ats) - vs NC: (7-3, 6-3 ats)
526	GS				59		-1	Home: (4-2, 1-4 ats) - as Fav: (3-3, 1-5 ats) - vs NC: (5-5, 2-6 ats)
Youngstown St (6-4, 3-4 ats) at S Florida (5-3, 3-4 ats) - 7:00 PM EST								
527	YS				60			Road: (3-1, 3-1 ats) - as Dog: (3-0, 3-0 ats) - vs NC: (6-4, 3-4 ats)
528	USF				67	-9.4	-8	Home: (4-2, 3-3 ats) - as Fav: (4-2, 3-3 ats) - vs NC: (5-3, 3-4 ats)
Richmond (9-2, 2-6 ats) at Kansas (8-1, 4-5 ats) - 7:00 PM EST								
529	RCH				63			Road: (2-2, 1-3 ats) - as Dog: (0-2, 0-2 ats) - vs NC: (9-2, 2-6 ats)
530	KAN				73	-18.7	-20	Home: (5-0, 2-3 ats) - as Fav: (8-1, 4-5 ats) - vs NC: (8-1, 4-5 ats) - vs RCH: (1-0, 1-0 ats)
Miami (6-1, 4-0 ats) at Ucf (6-2, 2-2 ats) - 8:00 PM EST								
531	MIA				65	-4.5	-2	Road: (1-1, 1-0 ats) - as Fav: (3-0, 3-0 ats) - vs NC: (6-1, 4-0 ats)
532	UCF				64			Home: (4-1, 0-1 ats) - as Dog: (1-1, 2-0 ats) - vs NC: (6-2, 2-2 ats) - vs MIA: (1-0, 1-0 ats)
W Kentucky (8-3, 7-3 ats) at Va Commonwealth (7-3, 3-4 ats) - 7:00 PM EST								
533	WKY				58			Road: (2-2, 3-1 ats) - as Dog: (1-3, 3-1 ats) - vs NC: (6-3, 6-2 ats)
534	VAC				73	-17.0	-16	Home: (4-1, 2-1 ats) - as Fav: (3-2, 2-3 ats) - vs NC: (7-3, 3-4 ats) - vs WKY: (2-0, 1-1 ats)
Stanford (7-3, 5-4 ats) at NC State (7-2, 4-2 ats) - 9:00 PM EST								
535	STA				69			Road: (0-0, 0-0 ats) - as Dog: (0-2, 1-1 ats) - vs NC: (7-3, 5-4 ats)
536	NCS				71	-2.0	-3	Home: (4-0, 2-0 ats) - as Fav: (5-1, 4-1 ats) - vs NC: (7-2, 4-2 ats) - vs STA: (0-1, 1-0 ats)
Smu (8-2, 5-3 ats) at Utah (6-3, 6-1 ats) - 9:00 PM EST								
537	SMU				56			Road: (3-1, 3-1 ats) - as Dog: (1-0, 1-0 ats) - vs NC: (8-2, 5-3 ats)
538	UTA				62	-7.4	-3	Home: (5-1, 4-1 ats) - as Fav: (3-1, 3-1 ats) - vs NC: (6-3, 6-1 ats) - vs SMU: (0-1, 0-0 ats)
Denver (3-5, 1-5 ats) at Wyoming (10-0, 5-1 ats) - 9:00 PM EST								
539	DEN				50			Road: (0-3, 0-3 ats) - as Dog: (0-4, 0-4 ats) - vs NC: (3-5, 1-5 ats) - @WYO: (0-1, 0-1 ats)
540	WYO				62	-14.4	-8	Home: (7-0, 2-1 ats) - as Fav: (5-0, 3-1 ats) - vs NC: (10-0, 5-1 ats) - vs DEN: (1-2, 2-1 ats)
Lsu (6-1, 1-3 ats) at Uc-Irvine (5-6, 4-5 ats) - 10:00 PM EST								
541	LSU				68	-2.6		Road: (0-1, 0-1 ats) - as Dog: (0-1, 0-1 ats) - vs NC: (6-1, 1-3 ats)
542	UCI				68		pk	Home: (3-0, 1-0 ats) - as Fav: (1-3, 1-3 ats) - vs NC: (5-6, 4-5 ats) - vs LSU: (0-1, 1-0 ats)
Long Beach St (4-6, 2-6 ats) at UCLA (7-3, 3-6 ats) - 11:00 PM EST								
543	LBS				63			Road: (2-4, 2-4 ats) - as Dog: (2-5, 2-5 ats) - vs NC: (4-6, 2-6 ats)
544	UCL				78	-22.8	-13	Home: (5-1, 3-2 ats) - as Fav: (6-3, 3-6 ats) - vs NC: (7-3, 3-6 ats) - vs LBS: (0-1, 0-1 ats)
Uc-Santa Barbara (4-5, 3-4 ats) at California (6-3, 3-5 ats) - 11:00 PM EST								
545	UCS				64			Road: (1-4, 2-3 ats) - as Dog: (1-5, 2-4 ats) - vs NC: (4-5, 3-4 ats) - @CAL: (0-2, 0-2 ats)
546	CAL				76	-18.7	-16	Home: (2-2, 0-3 ats) - as Fav: (5-1, 3-3 ats) - vs NC: (6-3, 3-5 ats) - vs UCS: (2-0, 2-0 ats)
Furman (3-6, 1-4 ats) at Wake Forest (4-5, 3-3 ats) - 7:00 PM EST								
547	FUR				61			Road: (0-3, 1-1 ats) - as Dog: (0-5, 1-4 ats) - vs NC: (3-5, 1-3 ats)
548	WF				74	-16.2	-10	Home: (3-2, 0-2 ats) - as Fav: (1-1, 0-1 ats) - vs NC: (4-5, 3-3 ats)
Old Dominion (1-9, 3-4 ats) at Coll Of Charleston (5-4, 4-3 ats) - 7:30 PM EST								
549	ODU				58			Road: (0-3, 1-2 ats) - as Dog: (0-6, 3-3 ats) - vs NC: (1-8, 3-3 ats)
550	COC				66	-10.3	pk	Home: (2-4, 2-3 ats) - as Fav: (2-2, 2-2 ats) - vs NC: (4-4, 3-3 ats)
Il-Chicago (9-1, 8-1 ats) at W Illinois (7-3, 6-2 ats) - 8:00 PM EST								
551	UIC				51	-9.7		Road: (2-0, 2-0 ats) - as Dog: (4-1, 5-0 ats) - vs NC: (9-1, 8-1 ats)
552	WIL				49		pk	Home: (2-0, 1-0 ats) - as Fav: (5-1, 4-2 ats) - vs NC: (5-3, 5-1 ats) - vs UIC: (0-1, 0-0 ats)
Tennessee St (5-6, 4-4 ats) at Middle Tenn St (7-3, 3-4 ats) - 8:00 PM EST								
553	TNS				57			Road: (1-5, 2-3 ats) - as Dog: (1-5, 3-3 ats) - vs NC: (5-6, 4-4 ats) - @MTN: (0-1, 0-0 ats)
554	MTN				76	-21.5	-12	Home: (4-0, 1-1 ats) - as Fav: (3-0, 2-1 ats) - vs NC: (6-3, 2-4 ats) - vs TNS: (2-0, 1-0 ats)
Tennessee Tech (6-4, 3-1 ats) at Auburn (4-5, 2-5 ats) - 8:00 PM EST								
555	TNT				57			Road: (2-3, 2-0 ats) - as Dog: (2-1, 3-0 ats) - vs NC: (6-4, 3-1 ats)
556	AUB				67	-12.6	-9	Home: (3-2, 0-3 ats) - as Fav: (2-2, 0-3 ats) - vs NC: (4-5, 2-5 ats)
Jacksonville St (8-2, 1-4 ats) at Nebraska (6-3, 4-4 ats) - 9:00 PM EST								
557	JKS				52			Road: (2-2, 1-1 ats) - as Dog: (0-2, 1-1 ats) - vs NC: (8-2, 1-4 ats)
558	NEB				54	-11.6	-10	Home: (5-2, 3-3 ats) - as Fav: (2-1, 1-2 ats) - vs NC: (6-3, 4-4 ats)
Winthrop (4-4, 0-0 ats) at Ohio St (8-1, 5-2 ats) - 7:00 PM EST								
561	WIN				49			Road: (1-3, 0-0 ats) - as Dog: (0-0, 0-0 ats) - vs NC: (4-4, 0-0 ats)
562	OSU				83	-31.8	-33	Home: (6-0, 3-1 ats) - as Fav: (6-0, 4-2 ats) - vs NC: (8-1, 5-2 ats)
Wednesday, December 19, 2012								
Cornell (4-5, 3-4 ats) at Duke (9-0, 6-3 ats) - 7:00 PM EST								
723	CRN				56			Road: (0-2, 1-1 ats) - as Dog: (0-3, 1-2 ats) - vs NC: (4-5, 3-4 ats)
724	DUK				81	-32.2	-31	Home: (4-0, 1-3 ats) - as Fav: (8-0, 5-3 ats) - vs NC: (9-0, 6-3 ats)
W Michigan (7-3, 4-3 ats) at Duquesne (6-5, 3-4 ats) - 7:00 PM EST								
725	WM				65			Road: (2-3, 1-3 ats) - as Dog: (2-3, 2-3 ats) - vs NC: (7-3, 4-3 ats)
726	DUQ				67	-5.3	-4	Home: (5-1, 2-2 ats) - as Fav: (2-1, 0-3 ats) - vs NC: (6-5, 3-4 ats) - vs WM: (0-1, 0-1 ats)
Illinois St (7-3, 5-2 ats) at Dayton (8-2, 6-4 ats) - 7:00 PM EST								
727	ILS				78			Road: (1-1, 2-0 ats) - as Dog: (1-1, 2-0 ats) - vs NC: (7-3, 5-2 ats) - @DAY: (0-1, 0-1 ats)
728	DAY				79	-0.2	-2	Home: (5-1, 3-3 ats) - as Fav: (7-1, 5-3 ats) - vs NC: (8-2, 6-4 ats) - vs ILS: (1-0, 1-0 ats)
Xavier (7-2, 4-3 ats) vs. Cincinnati (10-0, 4-2 ats) - 7:00 PM EST, at U.S. Bank Arena - Cincinnati, OH								
729	XAV				62			Road: (1-0, 1-0 ats) - as Dog: (3-0, 3-0 ats) - vs NC: (6-2, 3-3 ats)
730	CIN				70	-14.5	-9	Home: (7-0, 1-2 ats) - as Fav: (6-0, 4-2 ats) - vs NC: (10-0, 4-2 ats) - vs XAV: (1-2, 1-2 ats)

Brd	Teams	OL	FL	Final	SF	OF	GL	Key Game Information
Fia International (3-4, 1-2 ats) at Louisville (9-1, 6-4 ats) - 7:00 PM EST								
731	FIU				58			Road: (2-2, 0-1 ats) - as Dog: (1-2, 1-2 ats) - vs NC: (2-3, 0-1 ats) - @LOU: (0-1, 0-1 ats)
732	LOU				84	-27.3	-32	Home: (5-0, 3-2 ats) - as Fav: (9-1, 6-4 ats) - vs NC: (9-1, 6-4 ats) - vs FIU: (1-0, 1-0 ats)
Ohio U (7-3, 5-2 ats) at Massachusetts (5-3, 1-7 ats) - 7:30 PM EST								
733	OHU				75	-5.7		Road: (0-2, 0-1 ats) - as Dog: (0-1, 0-1 ats) - vs NC: (7-3, 5-2 ats)
734	MAS				73		-1	Home: (1-1, 0-2 ats) - as Fav: (5-1, 1-5 ats) - vs NC: (5-3, 1-7 ats)
Miami Ohio (3-5, 2-4 ats) at Wright St (7-3, 5-3 ats) - 8:00 PM EST								
735	MOH				51			Road: (1-5, 1-4 ats) - as Dog: (1-5, 1-4 ats) - vs NC: (3-5, 2-4 ats) - @WRS: (0-1, 0-1 ats)
736	WRS				70	-16.9	-10	Home: (3-0, 1-0 ats) - as Fav: (4-1, 4-1 ats) - vs NC: (7-3, 5-3 ats) - vs MOH: (2-1, 2-1 ats)
Oregon (9-1, 5-4 ats) at Utep (3-4, 0-6 ats) - 8:00 PM EST								
737	ORE				72	-11.2	-8	Road: (1-0, 1-0 ats) - as Fav: (7-0, 4-3 ats) - vs NC: (9-1, 5-4 ats)
738	UTP				61			Home: (3-0, 0-2 ats) - as Dog: (0-3, 0-3 ats) - vs NC: (3-4, 0-6 ats) - vs ORE: (0-1, 1-0 ats)
Alabama (6-3, 3-3 ats) at Texas Tech (5-2, 1-1 ats) - 8:00 PM EST								
739	ALA				73	-9.2	-12	Road: (0-2, 1-1 ats) - as Fav: (3-1, 2-2 ats) - vs NC: (6-3, 3-3 ats)
740	TT				66			Home: (5-2, 1-1 ats) - as Dog: (0-1, 0-1 ats) - vs NC: (5-2, 1-1 ats)
Marquette (7-2, 3-3 ats) at Wi-Green Bay (3-7, 4-5 ats) - 8:00 PM EST								
741	MRQ				71	-2.8	-6	Road: (0-1, 0-1 ats) - as Fav: (3-1, 2-2 ats) - vs NC: (7-2, 3-3 ats)
742	WIG				66			Home: (2-1, 1-1 ats) - as Dog: (0-4, 2-2 ats) - vs NC: (3-7, 4-5 ats) - vs MRQ: (0-2, 1-1 ats)
Tx-Arlington (5-2, 3-1 ats) at Oklahoma St (8-1, 5-2 ats) - 8:00 PM EST								
743	TXA				59			Road: (4-1, 2-1 ats) - as Dog: (1-2, 2-1 ats) - vs NC: (5-2, 3-1 ats)
744	OKS				69	-21.3	-14	Home: (5-0, 3-1 ats) - as Fav: (5-1, 3-2 ats) - vs NC: (8-1, 5-2 ats)
Tulsa (6-4, 3-4 ats) at Creighton (10-1, 8-1 ats) - 8:00 PM EST								
745	TLS				61			Road: (1-2, 1-2 ats) - as Dog: (1-2, 1-2 ats) - vs NC: (6-4, 3-4 ats)
746	CRE				82	-23.6	-20	Home: (6-1, 4-1 ats) - as Fav: (8-1, 8-1 ats) - vs NC: (10-1, 8-1 ats) - vs TLS: (1-0, 1-0 ats)
New Mexico (11-0, 4-5 ats) at New Mexico St (5-5, 4-2 ats) - 9:00 PM EST								
747	NM				66	-3.8		Road: (1-0, 1-0 ats) - as Dog: (0-0, 0-0 ats) - vs NC: (11-0, 4-5 ats) - @NMS: (3-0, 2-0 ats)
748	NMS				68		-2	Home: (4-0, 2-0 ats) - as Fav: (2-0, 2-0 ats) - vs NC: (5-5, 4-2 ats) - vs NM: (1-6, 2-4 ats)
N Carolina (8-2, 4-3 ats) at Texas (6-4, 3-5 ats) - 9:00 PM EST								
749	UNC				71	-7.3	-5	Road: (2-1, 1-1 ats) - as Fav: (5-1, 4-2 ats) - vs NC: (8-2, 4-3 ats)
750	TEX				67			Home: (5-0, 1-2 ats) - as Dog: (0-3, 1-2 ats) - vs NC: (6-4, 3-5 ats) - vs UNC: (2-1, 2-1 ats)
N Illinois (2-7, 4-4 ats) at Seattle (3-4, 3-3 ats) - 10:00 PM EST								
751	NIL				63			Road: (0-5, 3-2 ats) - as Dog: (0-7, 3-4 ats) - vs NC: (2-7, 4-4 ats)
752	SEA				69	-6.3	-10	Home: (2-2, 1-2 ats) - as Fav: (1-0, 1-0 ats) - vs NC: (3-4, 3-3 ats) - vs NIL: (1-0, 1-0 ats)
Pacific (5-5, 5-3 ats) at St Marys-Ca (7-2, 4-3 ats) - 10:00 PM EST								
753	PAC				65			Road: (0-2, 1-1 ats) - as Dog: (2-4, 3-3 ats) - vs NC: (5-5, 5-3 ats) - @STM: (0-1, 0-1 ats)
754	STM				83	-7.7	-15	Home: (4-0, 1-1 ats) - as Fav: (5-2, 4-3 ats) - vs NC: (7-2, 4-3 ats) - vs PAC: (1-1, 1-1 ats)
N Iowa (6-4, 4-5 ats) at Univ (8-1, 4-4 ats) - 10:00 PM EST								
755	NIA				62			Road: (1-0, 1-0 ats) - as Dog: (1-4, 2-3 ats) - vs NC: (6-4, 4-5 ats)
756	NLV				73	-15.6	-9	Home: (5-1, 3-3 ats) - as Fav: (6-1, 3-4 ats) - vs NC: (8-1, 4-4 ats) - vs NIA: (0-1, 0-1 ats)
Ole Miss (7-1, 3-0 ats) at Loyola-Marymount (5-4, 2-5 ats) - 11:00 PM EST								
757	MIS				83	-21.1	-10	Road: (0-1, 1-0 ats) - as Fav: (2-0, 2-0 ats) - vs NC: (7-1, 3-0 ats)
758	LMU				71			Home: (2-1, 0-2 ats) - as Dog: (0-2, 0-2 ats) - vs NC: (5-4, 2-5 ats)
Appalachian St (2-7, 6-0 ats) at S Carolina (6-3, 4-3 ats) - 5:00 PM EST								
759	APP				75			Road: (1-5, 5-0 ats) - as Dog: (1-5, 6-0 ats) - vs NC: (2-6, 5-0 ats)
760	SC				83	-12.4	-7	Home: (4-2, 2-2 ats) - as Fav: (4-1, 4-1 ats) - vs NC: (6-3, 4-3 ats)
Canisius (6-2, 4-1 ats) at Temple (7-1, 3-4 ats) - 7:00 PM EST								
761	CAN				72			Road: (3-2, 2-1 ats) - as Dog: (2-1, 2-1 ats) - vs NC: (4-2, 2-1 ats)
762	TEM				78	-4.7	-16	Home: (4-0, 0-3 ats) - as Fav: (6-0, 3-3 ats) - vs NC: (7-1, 3-4 ats)
The Citadel (3-5, 1-1 ats) at St Bonaventure (6-3, 5-3 ats) - 7:00 PM EST								
763	CIT				59			Road: (0-3, 0-1 ats) - as Dog: (1-2, 1-1 ats) - vs NC: (3-4, 1-0 ats)
764	STB				87	-19.8	-25	Home: (4-0, 2-1 ats) - as Fav: (5-1, 4-2 ats) - vs NC: (6-3, 5-3 ats)
Unc-Greensboro (2-6, 2-3 ats) at Unc-Wilmington (4-6, 3-3 ats) - 7:00 PM EST								
765	UNG				74	-4.7		Road: (0-3, 1-1 ats) - as Dog: (0-4, 1-3 ats) - vs NC: (1-6, 1-3 ats)
766	UNW				71		-2	Home: (4-0, 1-0 ats) - as Fav: (1-0, 1-0 ats) - vs NC: (4-6, 3-3 ats)
S Dakota St (9-3, 3-5 ats) at Belmont (7-3, 2-5 ats) - 8:00 PM EST								
767	SDK				64			Road: (1-3, 2-2 ats) - as Dog: (2-2, 3-1 ats) - vs NC: (8-3, 3-4 ats)
768	BEL				79	-12.4	-11	Home: (3-0, 1-0 ats) - as Fav: (3-1, 1-3 ats) - vs NC: (7-3, 2-5 ats)
E Illinois (3-8, 2-4 ats) at Saint Louis (6-3, 2-6 ats) - 8:00 PM EST								
769	EIL				50			Road: (0-3, 1-1 ats) - as Dog: (1-5, 2-4 ats) - vs NC: (3-8, 2-4 ats) - @STL: (0-1, 0-1 ats)
770	STL				65	-21.2	-26	Home: (5-1, 1-4 ats) - as Fav: (5-1, 2-4 ats) - vs NC: (6-3, 2-6 ats) - vs EIL: (1-0, 1-0 ats)
Morehead St (5-5, 3-3 ats) at S Dakota (4-7, 3-6 ats) - 8:00 PM EST								
771	MOR				74		-1	Road: (0-4, 2-2 ats) - as Fav: (1-0, 1-0 ats) - vs NC: (5-5, 3-3 ats) - @SDK: (1-0, 0-0 ats)
772	SDK				73	-3.4		Home: (3-2, 2-1 ats) - as Dog: (1-5, 2-4 ats) - vs NC: (3-6, 1-6 ats) - vs MOR: (1-1, 1-0 ats)
Samford (2-10, 3-5 ats) at Tenn-Martin (3-8, 3-3 ats) - 8:00 PM EST								
773	SAM				68		-1	Road: (0-5, 2-3 ats) - as Fav: (1-0, 1-0 ats) - vs NC: (1-10, 2-5 ats)
774	TM				70	-2.9		Home: (3-1, 1-0 ats) - as Dog: (0-6, 3-3 ats) - vs NC: (3-8, 3-3 ats)
Iowa St (8-3, 2-4 ats) at Missouri-Kc (4-6, 4-5 ats) - 8:00 PM EST								
775	ISU				84	-23.3	-18	Road: (0-2, 0-2 ats) - as Fav: (3-0, 2-1 ats) - vs NC: (8-3, 2-4 ats)
776	MKC				63			Home: (2-2, 1-2 ats) - as Dog: (2-5, 3-4 ats) - vs NC: (3-5, 3-4 ats)
Montana (4-4, 2-4 ats) at N Arizona (3-5, 4-3 ats) - 8:30 PM EST								
777	MT				73		-8	Road: (1-2, 2-1 ats) - as Fav: (1-1, 0-2 ats) - vs Conf.: (0-0, 0-0 ats) - @NAZ: (2-1, 2-1 ats)
778	NAZ				72	-1.8		Home: (1-1, 0-1 ats) - as Dog: (2-5, 4-3 ats) - vs Conf.: (0-0, 0-0 ats) - vs MT: (1-6, 3-4 ats)
Murray St (8-1, 3-3 ats) at Arkansas St (6-3, 1-5 ats) - 8:30 PM EST								
779	MUR				72		-3	Road: (2-0, 1-0 ats) - as Fav: (4-0, 2-2 ats) - vs NC: (8-1, 3-3 ats)
780	AKS				71	-1.2		Home: (4-0, 1-1 ats) - as Dog: (0-1, 0-1 ats) - vs NC: (6-1, 1-3 ats) - vs MUR: (0-1, 0-0 ats)

THE PLATINUM SHEET
SF = STATFOX FORECASTER; OF = OUTPLAY FACTOR; GL = STATFOX GUIDELINE

Brd	Teams	OL	FL	Final	SF	OF	GL	Key Game Information
Oakland (3-7, 2-5 ats) at W Virginia (4-5, 2-5 ats) - 9:00 PM EST								
781	OAK				70			Road: (1-7, 2-5 ats) - as Dog: (0-6, 2-4 ats) - vs NC: (3-7, 2-5 ats) - @WV: (0-1, 0-1 ats)
782	WV				79	-18.7	-17	Home: (2-0, 0-1 ats) - as Fav: (3-2, 2-3 ats) - vs NC: (4-4, 2-4 ats) - vs OAK: (1-0, 1-0 ats)
Montana St (2-5, 3-3 ats) at Sacramento St (5-3, 1-2 ats) - 10:00 PM EST								
783	MTS				75			Road: (0-3, 2-1 ats) - as Dog: (1-4, 3-2 ats) - vs Conf.: (0-0, 0-0 ats) - @SAC: (2-1, 0-3 ats)
784	SAC				84	-8.5	-3	Home: (3-1, 0-1 ats) - as Fav: (0-1, 0-1 ats) - vs Conf.: (0-0, 0-0 ats) - vs MTS: (2-4, 5-1 ats)
Mount St Marys (4-4, 0-0 ats) at Indiana (9-1, 6-2 ats) - 7:00 PM EST								
791	MSM				60			Road: (2-4, 0-0 ats) - as Dog: (0-0, 0-0 ats) - vs NC: (4-4, 0-0 ats)
792	IND				91	-42.2	-39	Home: (7-0, 5-0 ats) - as Fav: (7-1, 6-2 ats) - vs NC: (9-1, 6-2 ats)
S Carolina St (4-6, 0-0 ats) at Iowa (9-2, 4-3 ats) - 9:00 PM EST								
793	SCS				62			Road: (0-3, 0-0 ats) - as Dog: (0-0, 0-0 ats) - vs NC: (4-5, 0-0 ats) - @IOW: (0-1, 1-0 ats)
794	IOW				86	-26.9	-31	Home: (7-0, 2-1 ats) - as Fav: (5-0, 4-1 ats) - vs NC: (9-2, 4-3 ats) - vs SCS: (1-0, 0-1 ats)
Thursday, December 20, 2012								
Texas St (4-6, 3-4 ats) at C Michigan (5-4, 5-3 ats) - 7:00 PM EST								
507	TS				73			Road: (0-1, 1-0 ats) - as Dog: (0-4, 1-3 ats) - vs NC: (4-6, 3-4 ats)
508	CM				76	-2.1	pk	Home: (2-1, 1-1 ats) - as Fav: (1-0, 0-1 ats) - vs NC: (5-4, 5-3 ats)
La-Monroe (1-5, 1-3 ats) at Uab (5-6, 2-6 ats) - 8:00 PM EST								
509	LAM				56			Road: (0-3, 1-2 ats) - as Dog: (0-4, 1-3 ats) - vs NC: (1-3, 1-1 ats)
510	UAB				83	-21.4	-20	Home: (4-0, 1-0 ats) - as Fav: (2-1, 2-1 ats) - vs NC: (5-6, 2-6 ats)
Pepperdine (6-4, 6-2 ats) at Tulane (7-3, 1-3 ats) - 8:00 PM EST								
511	PEP				60			Road: (3-3, 3-1 ats) - as Dog: (3-2, 4-1 ats) - vs NC: (6-4, 6-2 ats)
512	TUL				64	-5.6	-4	Home: (7-0, 1-0 ats) - as Fav: (1-0, 1-0 ats) - vs NC: (7-3, 1-3 ats)
E Michigan (6-3, 3-3 ats) at Michigan (11-0, 7-3 ats) - 8:30 PM EST								
513	EMU				46			Road: (0-3, 1-2 ats) - as Dog: (1-3, 2-2 ats) - vs NC: (6-3, 3-3 ats)
514	MIC				68	-26.5	-29	Home: (7-0, 4-2 ats) - as Fav: (10-0, 7-3 ats) - vs NC: (11-0, 7-3 ats)
Cal Poly-Slo (4-4, 2-4 ats) at Washington (6-4, 4-4 ats) - 9:00 PM EST								
515	CPS				62			Road: (1-3, 1-3 ats) - as Dog: (1-3, 1-3 ats) - vs NC: (4-4, 2-4 ats)
516	WAS				76	-12.9	-12	Home: (4-3, 2-3 ats) - as Fav: (4-2, 3-3 ats) - vs NC: (6-4, 4-4 ats)
Idaho (4-5, 3-4 ats) at Boise St (7-2, 5-3 ats) - 9:00 PM EST								
517	IDA				65			Road: (1-3, 2-1 ats) - as Dog: (0-3, 2-1 ats) - vs NC: (4-5, 3-4 ats) - @BSU: (1-1, 2-0 ats)
518	BSU				81	-17.6	-10	Home: (5-0, 2-2 ats) - as Fav: (5-1, 3-3 ats) - vs NC: (7-2, 5-3 ats) - vs IDA: (4-1, 1-4 ats)
Uc-Irvine (5-6, 4-5 ats) at Usc (4-6, 3-5 ats) - 11:00 PM EST								
519	UCI				60			Road: (1-5, 2-4 ats) - as Dog: (2-3, 3-2 ats) - vs NC: (5-6, 4-5 ats) - @USC: (0-1, 0-0 ats)
520	USC				62	-4.5	-3	Home: (3-2, 2-2 ats) - as Fav: (3-2, 3-2 ats) - vs NC: (4-6, 3-5 ats) - vs UCI: (1-0, 0-0 ats)
Cal Davis (1-6, 4-3 ats) vs. S Illinois (5-2, 4-1 ats) - 7:30 PM EST, WORLD VISION CHALLENGE - Round 1 - Dee Glen Smith Spectrum - Logan, UT								
521	CDV				59			Road: (1-4, 4-1 ats) - as Dog: (1-4, 4-1 ats) - vs NC: (1-6, 4-3 ats)
522	SIL				73	-7.1	-10	Home: (2-0, 0-1 ats) - as Fav: (2-0, 1-1 ats) - vs NC: (5-2, 4-1 ats)
Nicholls St (1-5, 0-0 ats) at Utah St (6-1, 2-2 ats) - 10:00 PM EST, WORLD VISION CHALLENGE - Round 1 - Dee Glen Smith Spectrum - Logan, UT								
523	NIC				57			Road: (0-5, 0-0 ats) - as Dog: (0-0, 0-0 ats) - vs NC: (1-5, 0-0 ats)
524	UTS				85	-20.0	-20	Home: (4-1, 1-2 ats) - as Fav: (2-0, 1-1 ats) - vs NC: (6-1, 2-2 ats)
Elon (6-4, 4-2 ats) at Duke (9-0, 6-3 ats) - 7:00 PM EST								
525	ELN				58			Road: (2-2, 2-1 ats) - as Dog: (1-2, 2-1 ats) - vs NC: (5-3, 3-1 ats) - @DUK: (0-1, 1-0 ats)
526	DUK				76	-29.9	-24	Home: (4-0, 1-3 ats) - as Fav: (8-0, 5-3 ats) - vs NC: (9-0, 6-3 ats) - vs ELN: (1-0, 0-1 ats)
Iona (4-4, 4-4 ats) at Lasalle (6-2, 2-3 ats) - 7:00 PM EST								
527	ION				78			Road: (1-1, 1-1 ats) - as Dog: (1-0, 1-0 ats) - vs NC: (3-3, 3-3 ats)
528	LAS				80	-3.4	-3	Home: (2-1, 0-2 ats) - as Fav: (5-0, 2-3 ats) - vs NC: (6-2, 2-3 ats)
Rider (6-5, 4-5 ats) at Princeton (3-6, 2-5 ats) - 7:00 PM EST								
529	RID				60			Road: (2-2, 2-2 ats) - as Dog: (2-3, 2-3 ats) - vs NC: (5-4, 3-4 ats)
530	PRI				64	-1.2	-7	Home: (0-3, 0-3 ats) - as Fav: (0-4, 0-4 ats) - vs NC: (3-6, 2-5 ats) - vs RID: (1-0, 0-1 ats)
Iupui (4-9, 1-9 ats) at Valparaiso (7-3, 4-4 ats) - 8:00 PM EST								
531	IUP				57			Road: (0-5, 0-5 ats) - as Dog: (1-7, 1-7 ats) - vs NC: (4-7, 1-7 ats)
532	VAL				79	-22.7	-20	Home: (5-0, 2-1 ats) - as Fav: (5-1, 4-2 ats) - vs NC: (7-3, 4-4 ats) - vs IUP: (0-1, 0-1 ats)
Weber St (4-3, 2-3 ats) at E Washington (2-7, 2-4 ats) - 9:00 PM EST								
533	WEB				80	-10.4	-5	Road: (1-2, 1-2 ats) - as Fav: (1-1, 1-1 ats) - vs Conf.: (0-0, 0-0 ats) - @EWA: (3-0, 3-0 ats)
534	EWA				74			Home: (1-2, 1-1 ats) - as Dog: (1-5, 2-3 ats) - vs Conf.: (0-0, 0-0 ats) - vs WEB: (1-6, 3-4 ats)
Idaho St (1-7, 4-3 ats) at Portland St (2-5, 3-2 ats) - 10:30 PM EST								
535	IDS				52			Road: (0-5, 3-2 ats) - as Dog: (0-7, 4-3 ats) - vs Conf.: (0-0, 0-0 ats) - @PS: (1-2, 1-2 ats)
536	PS				62	-8.4	-11	Home: (2-1, 1-0 ats) - as Fav: (0-0, 0-0 ats) - vs Conf.: (0-0, 0-0 ats) - vs IDS: (4-2, 4-2 ats)
Friday, December 21, 2012								
Fordham (2-8, 5-4 ats) at Connecticut (7-2, 1-4 ats) - 7:00 PM EST								
821	FRD				57			Road: (0-5, 2-2 ats) - as Dog: (2-7, 5-4 ats) - vs NC: (2-8, 5-4 ats)
822	CON				75	-23.1	-21	Home: (4-0, 0-1 ats) - as Fav: (3-0, 0-3 ats) - vs NC: (7-2, 1-4 ats)
Fla Atlantic (5-5, 1-4 ats) at Indiana (9-1, 6-2 ats) - 7:00 PM EST								
823	FAU				59			Road: (1-4, 0-3 ats) - as Dog: (1-4, 1-4 ats) - vs NC: (4-4, 0-3 ats)
824	IND				91	-43.8	-35	Home: (7-0, 5-0 ats) - as Fav: (7-1, 6-2 ats) - vs NC: (9-1, 6-2 ats)
Pennsylvania (2-7, 2-4 ats) at Delaware (3-8, 5-3 ats) - 7:00 PM EST								
825	PEN				63			Road: (0-2, 1-1 ats) - as Dog: (0-6, 2-3 ats) - vs NC: (2-7, 2-4 ats) - @DEL: (1-0, 1-0 ats)
826	DEL				68	-11.3	-6	Home: (1-1, 0-0 ats) - as Fav: (1-0, 1-0 ats) - vs NC: (3-8, 5-3 ats) - vs PEN: (2-2, 2-2 ats)
Bowling Green (5-4, 4-4 ats) at S Florida (5-3, 3-4 ats) - 7:00 PM EST								
827	BG				50			Road: (0-1, 0-1 ats) - as Dog: (1-2, 1-2 ats) - vs NC: (5-4, 4-4 ats)
828	USF				61	-12.1	-12	Home: (4-2, 3-3 ats) - as Fav: (4-2, 3-3 ats) - vs NC: (5-3, 3-4 ats)
Uc-Santa Barbara (4-5, 3-4 ats) at Wyoming (10-0, 5-1 ats) - 9:00 PM EST								
829	UCS				55			Road: (1-4, 2-3 ats) - as Dog: (1-5, 2-4 ats) - vs NC: (4-5, 3-4 ats)
830	WYO				72	-20.3	-14	Home: (7-0, 2-1 ats) - as Fav: (5-0, 3-1 ats) - vs NC: (10-0, 5-1 ats) - vs UCS: (1-0, 1-0 ats)

Brd	Teams	OL	FL	Final	SF	OF	GL	Key Game Information
Byu (7-3, 4-6 ats) at Baylor (6-3, 2-4 ats) - 9:00 PM EST								
831	BYU				74			Road: (1-1, 1-1 ats) - as Dog: (0-2, 0-2 ats) - vs NC: (7-3, 4-6 ats)
832	BAY				82	-3.4	-7	Home: (3-2, 0-2 ats) - as Fav: (2-3, 1-4 ats) - vs NC: (6-3, 2-4 ats) - vs BYU: (1-0, 1-0 ats)
Stanford (7-3, 5-4 ats) at Northwestern (7-3, 4-3 ats) - 9:00 PM EST								
833	STA				65		-1	Road: (0-0, 0-0 ats) - as Fav: (6-1, 4-3 ats) - vs NC: (7-3, 5-4 ats) - @NW: (0-1, 0-1 ats)
834	NW				64	-2.1		Home: (4-3, 1-3 ats) - as Dog: (2-0, 2-0 ats) - vs NC: (7-3, 4-3 ats) - vs STA: (1-0, 1-0 ats)
Middle Tenn St (7-3, 3-4 ats) vs. Vanderbilt (4-4, 2-4 ats) - 9:00 PM EST, at Bridgestone Arena - Nashville, TN								
835	MTN				64	-13.0	-2	Road: (3-2, 2-2 ats) - as Fav: (3-0, 2-1 ats) - vs NC: (6-3, 2-4 ats)
836	VAN				60			Home: (2-1, 0-1 ats) - as Dog: (2-2, 2-2 ats) - vs NC: (4-4, 2-4 ats) - vs MTN: (3-0, 2-1 ats)
Cs-Northridge (7-3, 7-2 ats) at Utah (6-3, 6-1 ats) - 10:30 PM EST								
837	CSN				65			Road: (1-3, 2-2 ats) - as Dog: (2-3, 3-2 ats) - vs NC: (7-3, 7-2 ats)
838	UTA				72	-9.7	-4	Home: (5-1, 4-1 ats) - as Fav: (3-1, 3-1 ats) - vs NC: (6-3, 6-1 ats)
Buffalo (4-7, 4-6 ats) vs. Washington St (7-4, 6-2 ats) - 10:30 PM EST, at KeyArena - Seattle, WA								
839	BUF				58			Road: (2-3, 3-2 ats) - as Dog: (2-4, 3-3 ats) - vs NC: (4-7, 4-6 ats)
840	WSU				65	-6.8	-3	Home: (7-1, 5-0 ats) - as Fav: (4-1, 4-1 ats) - vs NC: (7-4, 6-2 ats)
S Illinois (5-2, 4-1 ats) vs. Nicholls St (1-5, 0-0 ats) - 7:30 PM EST, WORLD VISION CHALLENGE - Round 2 - Dee Glen Smith Spectrum - Logan, UT								
841	SIL				75	-13.8	-12	Road: (3-2, 4-0 ats) - as Fav: (2-0, 1-1 ats) - vs NC: (5-2, 4-1 ats)
842	NIC				54			Home: (1-0, 0-0 ats) - as Dog: (0-0, 0-0 ats) - vs NC: (1-5, 0-0 ats)
Cal Davis (1-6, 4-3 ats) at Utah St (6-1, 2-2 ats) - 10:00 PM EST, WORLD VISION CHALLENGE - Round 2 - Dee Glen Smith Spectrum - Logan, UT								
843	CDV				64			Road: (1-4, 4-1 ats) - as Dog: (1-4, 4-1 ats) - vs NC: (1-6, 4-3 ats)
844	UTS				83	-13.3	-18	Home: (4-1, 1-2 ats) - as Fav: (2-0, 1-1 ats) - vs NC: (6-1, 2-2 ats)
Smu (8-2, 5-3 ats) vs. Wagner (4-4, 0-0 ats) - 9:00 PM EST, CABLE CAR CLASSIC - Round 1 - Leavey Center - Santa Clara, CA								
845	SMU				59	-3.1		Road: (3-1, 3-1 ats) - as Dog: (1-0, 1-0 ats) - vs NC: (8-2, 5-3 ats)
846	WAG				58		pk	Home: (2-0, 0-0 ats) - as Fav: (0-0, 0-0 ats) - vs NC: (4-4, 0-0 ats)
Alcorn St (2-7, 0-0 ats) at Santa Clara (8-2, 4-2 ats) - 11:15 PM EST, CABLE CAR CLASSIC - Round 1 - Leavey Center - Santa Clara, CA								
847	ALC				60			Road: (0-5, 0-0 ats) - as Dog: (0-0, 0-0 ats) - vs NC: (2-7, 0-0 ats)
848	SCR				80	-18.0	-16	Home: (5-2, 1-2 ats) - as Fav: (3-2, 3-2 ats) - vs NC: (8-2, 4-2 ats)
Southern Utah (2-6, 1-5 ats) at Denver (3-5, 1-5 ats) - 6:00 PM EST								
849	SUT				48			Road: (0-3, 1-2 ats) - as Dog: (0-6, 1-5 ats) - vs NC: (2-6, 1-5 ats)
850	DEN				76	-27.9	-24	Home: (3-2, 1-2 ats) - as Fav: (1-1, 1-1 ats) - vs NC: (3-5, 1-5 ats)
W Carolina (4-7, 4-4 ats) at Tennessee (5-3, 4-3 ats) - 7:00 PM EST								
851	WC				60			Road: (1-6, 4-1 ats) - as Dog: (0-5, 3-1 ats) - vs NC: (2-7, 3-3 ats)
852	TEN				72	-14.1	-16	Home: (3-0, 2-0 ats) - as Fav: (3-1, 2-2 ats) - vs NC: (5-3, 4-3 ats)
Niagara (5-6, 2-5 ats) at Notre Dame (9-1, 4-3 ats) - 7:00 PM EST								
853	NGR				62			Road: (1-4, 1-4 ats) - as Dog: (1-4, 1-4 ats) - vs NC: (4-5, 1-4 ats)
854	ND				83	-23.2	-24	Home: (7-0, 2-2 ats) - as Fav: (7-1, 4-3 ats) - vs NC: (9-1, 4-3 ats)
Morehead St (5-5, 3-3 ats) at N Dakota St (9-3, 8-2 ats) - 8:00 PM EST								
855	MOR				58			Road: (0-4, 2-2 ats) - as Dog: (0-5, 2-3 ats) - vs NC: (5-5, 3-3 ats)
856	NDS				72	-11.3	-12	Home: (4-0, 2-0 ats) - as Fav: (5-0, 5-0 ats) - vs NC: (8-3, 7-2 ats) - vs MOR: (1-0, 1-0 ats)
N Colorado (1-6, 0-6 ats) at N Dakota (2-6, 2-4 ats) - 8:00 PM EST								
857	NCO				63			Road: (0-5, 0-5 ats) - as Dog: (0-4, 0-4 ats) - vs Conf.: (0-0, 0-0 ats) - @NDK: (1-0, 0-0 ats)
858	NDK				71	-7.1	-7	Home: (2-1, 0-1 ats) - as Fav: (0-1, 0-1 ats) - vs Conf.: (0-0, 0-0 ats) - vs NCO: (0-2, 0-0 ats)
N Arizona (3-5, 4-3 ats) at Colorado (8-2, 6-3 ats) - 8:30 PM EST								
859	NAZ				60			Road: (1-3, 2-2 ats) - as Dog: (2-5, 4-3 ats) - vs NC: (3-5, 4-3 ats)
860	COL				79	-20.0	-25	Home: (4-0, 2-1 ats) - as Fav: (5-0, 4-1 ats) - vs NC: (8-2, 6-3 ats)
Montana (4-4, 2-4 ats) at Sacramento St (5-3, 1-2 ats) - 10:00 PM EST								
861	MT				71		-7	Road: (1-2, 2-1 ats) - as Fav: (1-1, 0-2 ats) - vs Conf.: (0-0, 0-0 ats) - @SAC: (3-0, 2-1 ats)
862	SAC				75	-4.8		Home: (3-1, 0-1 ats) - as Dog: (1-2, 1-1 ats) - vs Conf.: (0-0, 0-0 ats) - vs MT: (0-6, 1-5 ats)
Saturday, December 22, 2012								
Temple (7-1, 3-4 ats) vs. Syracuse (9-0, 6-0 ats) - 12:00 PM EST, at Madison Square Garden - New York, NY								
519	TEM				62			Road: (3-0, 3-0 ats) - as Dog: (0-1, 0-1 ats) - vs NC: (7-1, 3-4 ats)
520	SYR				77	-20.6	-14	Home: (7-0, 4-0 ats) - as Fav: (6-0, 6-0 ats) - vs NC: (9-0, 6-0 ats)
Usc (4-6, 3-5 ats) at Georgia (2-7, 2-5 ats) - 1:30 PM EST								
521	USC				56			Road: (0-2, 0-1 ats) - as Dog: (0-4, 0-3 ats) - vs NC: (4-6, 3-5 ats)
522	GEO				58	-3.8	-7	Home: (2-3, 0-3 ats) - as Fav: (0-3, 0-3 ats) - vs NC: (2-7, 2-5 ats) - vs USC: (1-0, 1-0 ats)
Il-Chicago (9-1, 8-1 ats) at Miami Ohio (3-5, 2-4 ats) - 1:30 PM EST								
523	UIC				65	-11.5	-1	Road: (2-0, 2-0 ats) - as Fav: (4-0, 3-1 ats) - vs NC: (9-1, 8-1 ats)
524	MOH				56			Home: (2-0, 1-0 ats) - as Dog: (1-5, 1-4 ats) - vs NC: (3-5, 2-4 ats)
Lsu (6-1, 1-3 ats) at Marquette (7-2, 3-3 ats) - 2:00 PM EST								
525	LSU				65			Road: (0-1, 0-1 ats) - as Dog: (0-1, 0-1 ats) - vs NC: (6-1, 1-3 ats)
526	MRQ				76	-6.5	-10	Home: (5-0, 1-1 ats) - as Fav: (3-1, 2-2 ats) - vs NC: (7-2, 3-3 ats) - vs LSU: (0-1, 0-1 ats)
E Carolina (6-2, 2-3 ats) at Massachusetts (5-3, 1-7 ats) - 2:00 PM EST								
527	ECU				79			Road: (1-2, 2-1 ats) - as Dog: (1-2, 2-1 ats) - vs NC: (6-2, 2-3 ats)
528	MAS				83	-1.3	-4	Home: (1-1, 0-2 ats) - as Fav: (5-1, 1-5 ats) - vs NC: (5-3, 1-7 ats) - vs ECU: (1-0, 1-0 ats)
Evansville (6-4, 5-3 ats) at Butler (8-2, 6-3 ats) - 2:00 PM EST								
529	EVA				61			Road: (1-2, 3-0 ats) - as Dog: (1-2, 3-0 ats) - vs NC: (6-4, 5-3 ats) - @BUT: (1-0, 1-0 ats)
530	BUT				73	-12.3	-13	Home: (4-0, 2-1 ats) - as Fav: (3-1, 2-2 ats) - vs NC: (8-1, 6-2 ats) - vs EVA: (1-2, 0-3 ats)
Providence (7-2, 3-2 ats) at Boston College (5-5, 3-4 ats) - 2:00 PM EST								
531	PRV				67	-5.9	-7	Road: (0-0, 0-0 ats) - as Fav: (4-0, 2-2 ats) - vs NC: (7-2, 3-2 ats) - @BC: (0-1, 1-0 ats)
532	BC				61			Home: (4-2, 1-2 ats) - as Dog: (1-3, 2-2 ats) - vs NC: (5-5, 3-4 ats) - vs PRV: (2-1, 2-1 ats)
Texas (6-4, 3-5 ats) at Michigan St (9-2, 3-5 ats) - 2:00 PM EST								
533	TEX				53			Road: (0-1, 0-1 ats) - as Dog: (0-3, 1-2 ats) - vs NC: (6-4, 3-5 ats) - @MST: (1-0, 1-0 ats)
534	MST				66	-10.6	-11	Home: (8-0, 2-3 ats) - as Fav: (5-1, 2-4 ats) - vs NC: (9-2, 3-5 ats) - vs TEX: (0-2, 0-2 ats)
Georgia St (5-5, 2-6 ats) at Rhode Island (3-7, 5-3 ats) - 2:00 PM EST								
535	GS				56			Road: (1-3, 1-2 ats) - as Dog: (0-2, 1-1 ats) - vs NC: (5-5, 2-6 ats)
536	RIU				62	-9.2	-3	Home: (2-3, 2-1 ats) - as Fav: (0-0, 0-0 ats) - vs NC: (3-7, 5-3 ats) - vs GS: (0-1, 0-1 ats)

THE PLATINUM SHEET
SF = STATFOX FORECASTER; OF = OUTPLAY FACTOR; GL = STATFOX GUIDELINE

Brd	Teams	OL	FL	Final	SF	OF	GL	Key Game Information
Florida St (5-4, 4-3 ats) vs. Charlotte (10-1, 6-2 ats) - 2:00 PM EST, at Time Warner Cable Arena - Charlotte, NC								
537	FSU				66	-0.8	-6	Road: (0-0, 0-0 ats) - as Fav: (2-2, 2-2 ats) - vs NC: (5-4, 4-3 ats)
538	CHA				68			Home: (5-0, 2-1 ats) - as Dog: (1-1, 1-1 ats) - vs NC: (10-1, 6-2 ats)
Arizona St (9-2, 4-3 ats) at Texas Tech (5-2, 1-1 ats) - 2:00 PM EST								
539	AZS				81	-9.0	-1	Road: (0-0, 0-0 ats) - as Fav: (4-1, 3-2 ats) - vs NC: (9-2, 4-3 ats)
540	TT				76			Home: (5-2, 1-1 ats) - as Dog: (0-1, 0-1 ats) - vs NC: (5-2, 1-1 ats)
St Marys-Ca (7-2, 4-3 ats) at N Iowa (6-4, 4-5 ats) - 3:00 PM EST								
541	STM				72			Road: (2-0, 2-0 ats) - as Dog: (0-0, 0-0 ats) - vs NC: (7-2, 4-3 ats)
542	NIA				70	-2.1	-2	Home: (5-0, 2-2 ats) - as Fav: (4-0, 2-2 ats) - vs NC: (6-4, 4-5 ats) - vs STM: (0-1, 0-1 ats)
Ark-Little Rock (8-4, 5-5 ats) at S Alabama (5-5, 4-4 ats) - 3:00 PM EST								
543	ALR				66	-2.9	-1	Road: (0-3, 0-3 ats) - as Fav: (4-0, 3-1 ats) - vs Conf.: (2-0, 1-1 ats) - @SAL: (0-2, 1-1 ats)
544	SAL				70			Home: (2-1, 0-1 ats) - as Dog: (1-2, 2-1 ats) - vs Conf.: (2-0, 2-0 ats) - vs ALR: (2-2, 1-3 ats)
St Bonaventure (6-3, 5-3 ats) at NC State (7-2, 4-2 ats) - 3:00 PM EST								
545	STB				68			Road: (1-3, 2-2 ats) - as Dog: (0-2, 1-1 ats) - vs NC: (6-3, 5-3 ats)
546	NCS				74	-8.2	-8	Home: (4-0, 2-0 ats) - as Fav: (5-1, 4-1 ats) - vs NC: (7-2, 4-2 ats) - vs STB: (1-0, 1-0 ats)
Tulane (7-3, 1-3 ats) vs. Hofstra (3-8, 2-5 ats) - 3:00 PM EST, at Barclays Center - Brooklyn, NY								
547	TUL				73	-15.6	-2	Road: (0-3, 0-3 ats) - as Fav: (1-0, 1-0 ats) - vs NC: (7-3, 1-3 ats)
548	HOF				59			Home: (3-3, 2-2 ats) - as Dog: (2-5, 2-5 ats) - vs NC: (3-8, 2-5 ats)
George Mason (6-4, 4-3 ats) at Richmond (9-2, 2-6 ats) - 3:00 PM EST, at Richmond Coliseum - Richmond, VA								
549	GM				60			Road: (1-1, 0-1 ats) - as Dog: (1-2, 2-1 ats) - vs NC: (6-4, 4-3 ats)
550	RCH				68	-6.2	-7	Home: (7-0, 1-3 ats) - as Fav: (6-0, 2-4 ats) - vs NC: (9-2, 2-6 ats)
Wright St (7-3, 5-3 ats) at Cincinnati (10-0, 4-2 ats) - 4:00 PM EST								
551	WRS				54			Road: (3-2, 3-2 ats) - as Dog: (1-2, 1-2 ats) - vs NC: (7-3, 5-3 ats) - @CIN: (0-1, 1-0 ats)
552	CIN				65	-19.6	-20	Home: (7-0, 1-2 ats) - as Fav: (6-0, 4-2 ats) - vs NC: (10-0, 4-2 ats) - vs WRS: (2-0, 1-1 ats)
Marshall (6-5, 0-7 ats) at Kentucky (7-3, 2-5 ats) - 4:00 PM EST								
553	MAR				66			Road: (0-2, 0-2 ats) - as Dog: (0-3, 0-3 ats) - vs NC: (6-5, 0-7 ats)
554	KEN				87	-23.1	-21	Home: (6-1, 2-2 ats) - as Fav: (4-1, 2-3 ats) - vs NC: (7-3, 2-5 ats)
Air Force (7-2, 2-2 ats) at Uc-Riverside (2-8, 3-6 ats) - 4:00 PM EST								
555	AF				69	-12.5	-14	Road: (1-1, 0-1 ats) - as Fav: (3-0, 1-1 ats) - vs NC: (7-2, 2-2 ats)
556	UCR				56			Home: (2-1, 1-1 ats) - as Dog: (1-8, 3-6 ats) - vs NC: (2-8, 3-6 ats)
Kansas (8-1, 4-5 ats) at Ohio St (8-1, 5-2 ats) - 4:00 PM EST								
557	KAN				64			Road: (0-0, 0-0 ats) - as Dog: (0-0, 0-0 ats) - vs NC: (8-1, 4-5 ats)
558	OSU				73	-1.8	-5	Home: (6-0, 3-1 ats) - as Fav: (6-0, 4-2 ats) - vs NC: (8-1, 5-2 ats) - vs KAN: (0-2, 0-2 ats)
Virginia (8-2, 6-2 ats) vs. Old Dominion (1-9, 3-4 ats) - 5:30 PM EST, at Richmond Coliseum - Richmond, VA								
559	VIR				65	-13.3	-12	Road: (1-1, 1-1 ats) - as Fav: (6-1, 5-1 ats) - vs NC: (8-2, 6-2 ats)
560	ODU				52			Home: (1-6, 2-2 ats) - as Dog: (0-6, 3-3 ats) - vs NC: (1-8, 3-3 ats)
Missouri (8-1, 3-4 ats) vs. Illinois (12-0, 5-4 ats) - 6:00 PM EST, at Scottrade Center - St. Louis, MO								
561	MIZ				73		-4	Road: (0-0, 0-0 ats) - as Fav: (5-0, 2-3 ats) - vs NC: (8-1, 3-4 ats) - Neut vs. ILL: (3-0, 2-1 ats)
562	ILL				75	-1.1		Home: (7-0, 1-3 ats) - as Dog: (2-0, 2-0 ats) - vs NC: (12-0, 5-4 ats) - vs MIZ: (0-3, 1-2 ats)
N Illinois (2-7, 4-4 ats) at Washington (6-4, 4-4 ats) - 7:00 PM EST								
563	NIL				56			Road: (0-5, 3-2 ats) - as Dog: (0-7, 3-4 ats) - vs NC: (2-7, 4-4 ats)
564	WAS				76	-21.4	-21	Home: (4-3, 2-3 ats) - as Fav: (4-2, 3-3 ats) - vs NC: (6-4, 4-4 ats)
Arkansas St (6-3, 1-5 ats) at Kent St (5-5, 4-3 ats) - 7:00 PM EST								
565	AKS				71			Road: (2-3, 0-4 ats) - as Dog: (0-1, 0-1 ats) - vs NC: (6-1, 1-3 ats)
566	KS				74	-5.1	-5	Home: (3-3, 1-3 ats) - as Fav: (0-1, 0-1 ats) - vs NC: (5-5, 4-3 ats) - vs AKS: (1-0, 1-0 ats)
Loyola-Marymount (5-4, 2-5 ats) at Saint Louis (6-3, 2-6 ats) - 8:00 PM EST								
567	LMU				64			Road: (2-2, 1-2 ats) - as Dog: (0-2, 0-2 ats) - vs NC: (5-4, 2-5 ats)
568	STL				74	-19.4	-13	Home: (5-1, 1-4 ats) - as Fav: (5-1, 2-4 ats) - vs NC: (6-3, 2-6 ats) - vs LMU: (0-1, 0-1 ats)
Duquesne (6-5, 3-4 ats) at La-Lafayette (4-7, 4-3 ats) - 8:00 PM EST								
569	DUQ				70	-0.3		Road: (1-3, 1-1 ats) - as Dog: (2-2, 3-1 ats) - vs NC: (6-5, 3-4 ats)
570	LAL				73		-3	Home: (3-1, 1-1 ats) - as Fav: (0-0, 0-0 ats) - vs NC: (3-6, 3-2 ats) - vs DUQ: (0-1, 0-1 ats)
Florida (7-1, 4-2 ats) vs. Kansas St (7-2, 3-4 ats) - 8:00 PM EST, at Sprint Center - Kansas City, MO								
571	FLA				67	-13.7	-10	Road: (1-1, 1-1 ats) - as Fav: (5-1, 4-2 ats) - vs NC: (7-1, 4-2 ats) - Neut vs. KSU: (1-0, 1-0 ats)
572	KSU				57			Home: (5-0, 3-0 ats) - as Dog: (0-2, 0-2 ats) - vs NC: (7-2, 3-4 ats) - vs FLA: (0-1, 0-1 ats)
Southern Miss (7-3, 6-3 ats) vs. Wichita St (9-1, 5-2 ats) - 8:00 PM EST, at Intrust Bank Arena - Wichita, KS								
573	SM				60			Road: (2-3, 3-2 ats) - as Dog: (2-3, 3-2 ats) - vs NC: (7-3, 6-3 ats)
574	WIC				66	-10.7	-8	Home: (5-0, 2-0 ats) - as Fav: (6-1, 4-2 ats) - vs NC: (9-1, 5-2 ats)
Tcu (6-4, 3-4 ats) at Rice (2-7, 2-1 ats) - 8:00 PM EST								
575	TCU				55	-7.9	-2	Road: (0-1, 1-0 ats) - as Fav: (2-2, 1-3 ats) - vs NC: (6-4, 3-4 ats) - @RIC: (0-1, 0-1 ats)
576	RIC				58			Home: (2-3, 0-0 ats) - as Dog: (0-4, 2-1 ats) - vs NC: (2-7, 2-1 ats) - vs TCU: (1-2, 1-2 ats)
W Kentucky (8-3, 7-3 ats) vs. Louisville (9-1, 6-4 ats) - 8:30 PM EST, at Bridgestone Arena - Nashville, TN								
577	WKY				57			Road: (2-2, 3-1 ats) - as Dog: (1-3, 3-1 ats) - vs NC: (6-3, 6-2 ats)
578	LOU				70	-17.8	-19	Home: (5-0, 3-2 ats) - as Fav: (9-1, 6-4 ats) - vs NC: (9-1, 6-4 ats) - vs WKY: (3-0, 2-1 ats)
Missouri St (2-8, 1-5 ats) at New Mexico St (5-5, 4-2 ats) - 9:00 PM EST								
579	MS				46			Road: (0-2, 0-2 ats) - as Dog: (0-6, 1-5 ats) - vs NC: (2-8, 1-5 ats)
580	NMS				70	-14.7	-17	Home: (4-0, 2-0 ats) - as Fav: (2-0, 2-0 ats) - vs NC: (5-5, 4-2 ats)
San Diego (6-6, 4-5 ats) vs. Oregon St (7-2, 3-3 ats) - 9:00 PM EST, at MGM Grand - Las Vegas, NV								
581	SD				66			Road: (1-4, 2-2 ats) - as Dog: (0-3, 1-2 ats) - vs NC: (6-6, 4-5 ats)
582	ORS				74	-8.3	-5	Home: (5-0, 1-1 ats) - as Fav: (4-0, 1-2 ats) - vs NC: (7-2, 3-3 ats)
Wi-Milwaukee (3-9, 2-9 ats) at Wisconsin (7-4, 3-6 ats) - 9:15 PM EST								
583	WIM				51			Road: (0-5, 1-4 ats) - as Dog: (1-4, 2-3 ats) - vs NC: (3-9, 2-9 ats) - @WIS: (0-2, 1-1 ats)
584	WIS				79	-29.9	-28	Home: (6-1, 3-2 ats) - as Fav: (5-2, 3-4 ats) - vs NC: (7-4, 3-6 ats) - vs WIM: (3-0, 1-2 ats)
Fresno St (5-6, 6-4 ats) at UCLA (7-3, 3-6 ats) - 11:00 PM EST								
585	FRS				52			Road: (3-3, 5-1 ats) - as Dog: (2-3, 4-1 ats) - vs NC: (5-6, 6-4 ats)
586	UCL				67	-21.2	-14	Home: (5-1, 3-2 ats) - as Fav: (6-3, 3-6 ats) - vs NC: (7-3, 3-6 ats)

Brd	Teams	OL	FL	Final	SF	OF	GL	Key Game Information
James Madison (4-6, 4-4 ats) vs. San Jose St (5-4, 4-2 ats) - 11:30 PM EST, at MGM Grand - Las Vegas, NV								
587	JMU				66		-1	Road: (0-3, 1-2 ats) - as Fav: (1-1, 1-1 ats) - vs NC: (4-6, 4-4 ats)
588	SJS				67	-3.6		Home: (3-2, 1-2 ats) - as Dog: (3-2, 4-1 ats) - vs NC: (5-4, 4-2 ats)
Miss Valley St (0-6, 0-0 ats) vs. Ga Southern (4-5, 1-4 ats) - 3:00 PM EST, LAS VEGAS CLASSIC - Round 1 - Orleans Arena - Las Vegas, NV								
589	MVS				56			Road: (0-6, 0-0 ats) - as Dog: (0-0, 0-0 ats) - vs NC: (0-6, 0-0 ats) - Neut vs. GAS: (1-0, 0-0 ats)
590	GAS				64	-9.7	-4	Home: (2-1, 0-1 ats) - as Fav: (0-0, 0-0 ats) - vs NC: (4-3, 1-2 ats) - vs MVS: (0-1, 0-0 ats)
N Florida (3-6, 0-0 ats) vs. Cs-Bakersfield (4-6, 0-0 ats) - 5:30 PM EST, LAS VEGAS CLASSIC - Round 1 - Orleans Arena - Las Vegas, NV								
591	NFL				63			Road: (1-6, 0-0 ats) - as Dog: (0-0, 0-0 ats) - vs NC: (3-6, 0-0 ats)
592	CSB				69	-5.0	-1	Home: (3-2, 0-0 ats) - as Fav: (0-0, 0-0 ats) - vs NC: (4-6, 0-0 ats)
Bradley (6-2, 5-2 ats) vs. Virginia Tech (8-2, 5-2 ats) - 9:00 PM EST, LAS VEGAS CLASSIC - Round 1 - Orleans Arena - Las Vegas, NV								
593	BRD				76			Road: (2-1, 2-1 ats) - as Dog: (1-2, 2-1 ats) - vs NC: (6-2, 5-2 ats)
594	VAT				77	-1.7	-8	Home: (7-1, 3-2 ats) - as Fav: (4-1, 3-2 ats) - vs NC: (8-2, 5-2 ats)
Colorado St (6-2, 3-4 ats) vs. Portland (4-6, 3-5 ats) - 11:30 PM EST, LAS VEGAS CLASSIC - Round 1 - Orleans Arena - Las Vegas, NV								
595	CSU				70	-12.1	-14	Road: (2-2, 2-2 ats) - as Fav: (3-1, 1-3 ats) - vs NC: (6-2, 3-4 ats)
596	POR				57			Home: (4-1, 2-1 ats) - as Dog: (0-5, 2-3 ats) - vs NC: (4-6, 3-5 ats)
Ole Miss (7-1, 3-0 ats) vs. Indiana St (5-3, 2-3 ats) - 4:00 PM EST, DIAMOND HEAD CLASSIC - Round 1 - Stan Sheriff Center - Honolulu, HI								
597	MIS				76	-17.5	-13	Road: (0-1, 1-0 ats) - as Fav: (2-0, 2-0 ats) - vs NC: (7-1, 3-0 ats)
598	INS				63			Home: (3-1, 0-1 ats) - as Dog: (1-3, 1-3 ats) - vs NC: (5-3, 2-3 ats)
San Diego St (8-1, 4-2 ats) vs. San Francisco (5-3, 3-3 ats) - 6:30 PM EST, DIAMOND HEAD CLASSIC - Round 1 - Stan Sheriff Center - Honolulu, HI								
599	SDS				70	-4.9	-8	Road: (2-0, 2-0 ats) - as Fav: (4-0, 3-1 ats) - vs NC: (8-1, 4-2 ats) - Neut vs. SF: (1-0, 0-1 ats)
600	SF				65			Home: (4-0, 3-0 ats) - as Dog: (0-3, 0-3 ats) - vs NC: (5-3, 3-3 ats) - vs SDS: (0-1, 1-0 ats)
Arizona (8-0, 6-1 ats) vs. E Tenn St (2-6, 0-0 ats) - 10:30 PM EST, DIAMOND HEAD CLASSIC - Round 1 - Stan Sheriff Center - Honolulu, HI								
601	ARI				70	-27.3	-16	Road: (2-0, 2-0 ats) - as Fav: (6-0, 5-1 ats) - vs NC: (8-0, 6-1 ats)
602	ETS				49			Home: (1-1, 0-0 ats) - as Dog: (0-0, 0-0 ats) - vs NC: (2-6, 0-0 ats)
Miami (6-1, 4-0 ats) at Hawaii (5-3, 3-2 ats) - 1:00 AM EST, DIAMOND HEAD CLASSIC - Round 1 - Stan Sheriff Center - Honolulu, HI								
603	MIA				70	-6.6	-10	Road: (1-1, 1-0 ats) - as Fav: (3-0, 3-0 ats) - vs NC: (6-1, 4-0 ats)
604	HAW				68			Home: (4-2, 2-2 ats) - as Dog: (0-2, 2-0 ats) - vs NC: (5-3, 3-2 ats)
Nicholls St (1-5, 0-0 ats) vs. Cal Davis (1-6, 4-3 ats) - 7:30 PM EST, WORLD VISION CHALLENGE - Final Rnd - Dee Glen Smith Spectrum - Logan, UT								
605	NIC				69			Road: (0-5, 0-0 ats) - as Dog: (0-0, 0-0 ats) - vs NC: (1-5, 0-0 ats)
606	CDV				78	-6.6	-2	Home: (0-2, 0-2 ats) - as Fav: (0-2, 0-2 ats) - vs NC: (1-6, 4-3 ats)
S Illinois (5-2, 4-1 ats) at Utah St (6-1, 2-2 ats) - 10:00 PM EST, WORLD VISION CHALLENGE - Final Rnd - Dee Glen Smith Spectrum - Logan, UT								
607	SIL				61			Road: (3-2, 4-0 ats) - as Dog: (1-2, 3-0 ats) - vs NC: (5-2, 4-1 ats)
608	UTS				66	-6.2	-8	Home: (4-1, 1-2 ats) - as Fav: (2-0, 1-1 ats) - vs NC: (6-1, 2-2 ats)
Ark-Pine Bluff (1-8, 0-1 ats) at Utep (3-4, 0-6 ats) - 9:00 PM EST, SUN BOWL INVITATIONAL - Round 1 - Don Haskins Center - El Paso, TX								
609	APB				47			Road: (0-7, 0-1 ats) - as Dog: (0-1, 0-1 ats) - vs NC: (1-8, 0-1 ats) - @UTP: (0-3, 0-1 ats)
610	UTP				64	-17.6	-19	Home: (3-0, 0-2 ats) - as Fav: (2-1, 0-3 ats) - vs NC: (3-4, 0-6 ats) - vs APB: (3-0, 1-0 ats)
C Michigan (5-4, 5-3 ats) vs. Nebraska (6-3, 4-4 ats) - 11:20 PM EST, SUN BOWL INVITATIONAL - Round 1 - Don Haskins Center - El Paso, TX								
611	CM				60			Road: (1-3, 3-1 ats) - as Dog: (3-4, 5-2 ats) - vs NC: (5-4, 5-3 ats)
612	NEB				60	-5.2	-8	Home: (5-2, 3-3 ats) - as Fav: (2-1, 1-2 ats) - vs NC: (6-3, 4-4 ats) - vs CM: (1-0, 0-1 ats)
Murray St (8-1, 3-3 ats) at Dayton (8-2, 6-4 ats) - 12:00 PM EST								
617	MUR				71			Road: (2-0, 1-0 ats) - as Dog: (1-1, 1-1 ats) - vs NC: (8-1, 3-3 ats)
618	DAY				72	-8.6	-3	Home: (5-1, 3-3 ats) - as Fav: (7-1, 5-3 ats) - vs NC: (8-2, 6-4 ats) - vs MUR: (0-1, 0-1 ats)
Tennessee Tech (6-4, 3-1 ats) at Oklahoma St (8-1, 5-2 ats) - 1:00 PM EST								
619	TNT				53			Road: (2-3, 2-0 ats) - as Dog: (2-1, 3-0 ats) - vs NC: (6-4, 3-1 ats)
620	OKS				76	-31.3	-21	Home: (5-0, 3-1 ats) - as Fav: (5-1, 3-2 ats) - vs NC: (8-1, 5-2 ats)
SE Missouri St (6-6, 3-3 ats) at Missouri-Kc (4-6, 4-5 ats) - 1:00 PM EST								
621	SEM				70	-6.4	-4	Road: (3-3, 3-1 ats) - as Fav: (1-1, 1-1 ats) - vs NC: (6-6, 3-3 ats) - @MKC: (0-1, 0-0 ats)
622	MKC				61			Home: (2-2, 1-2 ats) - as Dog: (2-5, 3-4 ats) - vs NC: (3-5, 3-4 ats) - vs SEM: (2-0, 1-0 ats)
Oakland (3-7, 2-5 ats) at E Michigan (6-3, 3-3 ats) - 2:00 PM EST								
623	OAK				65		-1	Road: (1-7, 2-5 ats) - as Fav: (0-1, 0-1 ats) - vs NC: (3-7, 2-5 ats)
624	EMU				65	-9.8		Home: (6-0, 2-1 ats) - as Dog: (1-3, 2-2 ats) - vs NC: (6-3, 3-3 ats) - vs OAK: (1-0, 0-0 ats)
Loyola-II (7-3, 5-4 ats) at St Peters (4-5, 3-0 ats) - 2:00 PM EST								
625	LOY				60	-4.6	-8	Road: (1-2, 2-1 ats) - as Fav: (6-1, 4-3 ats) - vs NC: (7-3, 5-4 ats)
626	STP				57			Home: (2-2, 1-0 ats) - as Dog: (3-2, 3-0 ats) - vs NC: (3-4, 2-0 ats) - vs LOY: (1-0, 1-0 ats)
Fairfield (7-5, 4-4 ats) at St Josephs (5-3, 3-3 ats) - 2:00 PM EST								
627	FRF				59			Road: (2-4, 2-2 ats) - as Dog: (1-4, 1-2 ats) - vs NC: (6-4, 3-3 ats)
628	SJP				62	-9.1	-7	Home: (3-0, 2-0 ats) - as Fav: (2-2, 2-2 ats) - vs NC: (5-3, 3-3 ats) - vs FRF: (1-0, 1-0 ats)
Wofford (4-6, 4-2 ats) at Xavier (7-2, 4-3 ats) - 2:00 PM EST								
629	WOF				53			Road: (0-6, 4-2 ats) - as Dog: (0-6, 4-2 ats) - vs NC: (4-5, 3-2 ats) - @XAV: (0-1, 1-0 ats)
630	XAV				65	-13.0	-13	Home: (4-1, 1-2 ats) - as Fav: (2-2, 1-3 ats) - vs NC: (6-2, 3-3 ats) - vs WOF: (1-0, 0-1 ats)
Wake Forest (4-5, 3-3 ats) at Unc-Greensboro (2-6, 2-3 ats) - 2:30 PM EST								
631	WF				80	-0.2	-1	Road: (0-1, 1-0 ats) - as Fav: (1-1, 0-1 ats) - vs NC: (4-5, 3-3 ats) - @UNG: (1-0, 0-1 ats)
632	UNG				82			Home: (2-3, 1-2 ats) - as Dog: (0-4, 1-3 ats) - vs NC: (1-6, 1-3 ats) - vs WF: (0-2, 2-0 ats)
E Illinois (3-8, 2-4 ats) at Drake (4-5, 3-4 ats) - 3:00 PM EST								
633	EIL				61			Road: (0-3, 1-1 ats) - as Dog: (1-5, 2-4 ats) - vs NC: (3-8, 2-4 ats)
634	DRK				71	-13.0	-19	Home: (2-1, 0-2 ats) - as Fav: (2-0, 0-1 ats) - vs NC: (4-5, 3-4 ats)
Austin Peay (4-6, 4-4 ats) at Illinois St (7-3, 5-2 ats) - 3:00 PM EST								
635	AP				67			Road: (0-4, 2-2 ats) - as Dog: (1-6, 3-4 ats) - vs NC: (4-6, 4-4 ats)
636	ILS				94	-26.4	-19	Home: (5-1, 2-1 ats) - as Fav: (3-2, 3-2 ats) - vs NC: (7-3, 5-2 ats)
S Dakota St (9-3, 3-5 ats) at New Mexico (11-0, 4-5 ats) - 3:00 PM EST								
637	SDK				61			Road: (1-3, 2-2 ats) - as Dog: (2-2, 3-1 ats) - vs NC: (8-3, 3-4 ats)
638	NM				79	-16.7	-11	Home: (7-0, 2-3 ats) - as Fav: (10-0, 4-5 ats) - vs NC: (11-0, 4-5 ats)
Elon (6-4, 4-2 ats) at Columbia (5-4, 2-2 ats) - 4:00 PM EST								
639	ELN				59			Road: (2-2, 2-1 ats) - as Dog: (1-2, 2-1 ats) - vs NC: (5-3, 3-1 ats) - @CLB: (1-0, 1-0 ats)
640	CLB				62	-2.7	-2	Home: (1-2, 0-1 ats) - as Fav: (1-1, 1-1 ats) - vs NC: (5-4, 2-2 ats) - vs ELN: (1-1, 1-1 ats)

THE PLATINUM SHEET
SF = STATFOX FORECASTER; OF = OUTPLAY FACTOR; GL = STATFOX GUIDELINE

Brd	Teams	OL	FL	Final	SF	OF	GL	Key Game Information
The Citadel (3-5, 1-1 ats) at Georgia Tech (6-2, 4-3 ats) - 4:00 PM EST								
641	CIT				53			Road: (0-3, 0-1 ats) - as Dog: (1-2, 1-1 ats) - vs NC: (3-4, 1-0 ats)
642	GAT				72	-20.8	-20	Home: (4-0, 2-1 ats) - as Fav: (4-0, 3-1 ats) - vs NC: (6-2, 4-3 ats)
Davidson (6-4, 3-4 ats) at Drexel (3-7, 1-9 ats) - 4:00 PM EST								
643	DAV				68	-1.4		Road: (1-2, 2-1 ats) - as Dog: (0-2, 1-1 ats) - vs NC: (4-4, 2-3 ats)
644	DRX				71		pk	Home: (0-2, 0-2 ats) - as Fav: (2-4, 0-6 ats) - vs NC: (3-7, 1-9 ats)
Idaho St (1-7, 4-3 ats) at E Washington (2-7, 2-4 ats) - 5:00 PM EST								
645	IDS				56			Road: (0-5, 3-2 ats) - as Dog: (0-7, 4-3 ats) - vs Conf.: (0-0, 0-0 ats) - @EWA: (0-4, 1-3 ats)
646	EWA				67	-8.0	-11	Home: (1-2, 1-1 ats) - as Fav: (0-1, 0-1 ats) - vs Conf.: (0-0, 0-0 ats) - vs IDS: (6-1, 6-1 ats)
S Carolina (6-3, 4-3 ats) vs. Manhattan (3-6, 4-4 ats) - 5:30 PM EST, at Barclays Center - Brooklyn, NY								
647	SC				72	-11.7	-3	Road: (0-1, 0-1 ats) - as Fav: (4-1, 4-1 ats) - vs NC: (6-3, 4-3 ats)
648	MAN				67			Home: (2-0, 2-0 ats) - as Dog: (0-4, 1-3 ats) - vs NC: (2-5, 3-3 ats)
S Dakota (4-7, 3-6 ats) at Wi-Green Bay (3-7, 4-5 ats) - 8:00 PM EST								
649	SDK				68			Road: (0-4, 0-4 ats) - as Dog: (1-5, 2-4 ats) - vs NC: (3-6, 1-6 ats)
650	WIG				81	-9.8	-13	Home: (2-1, 1-1 ats) - as Fav: (2-3, 2-3 ats) - vs NC: (3-7, 4-5 ats)
Canisius (6-2, 4-1 ats) at Unlv (8-1, 4-4 ats) - 10:00 PM EST								
651	CAN				71			Road: (3-2, 2-1 ats) - as Dog: (2-1, 2-1 ats) - vs NC: (4-2, 2-1 ats) - @NLV: (0-1, 0-1 ats)
652	NLV				82	-14.5	-18	Home: (5-1, 3-3 ats) - as Fav: (6-1, 3-4 ats) - vs NC: (8-1, 4-4 ats) - vs CAN: (1-0, 1-0 ats)
Weber St (4-3, 2-3 ats) at Portland St (2-5, 3-2 ats) - 10:30 PM EST								
653	WEB				75	-10.0	-5	Road: (1-2, 1-2 ats) - as Fav: (1-1, 1-1 ats) - vs Conf.: (0-0, 0-0 ats) - @PS: (1-2, 2-1 ats)
654	PS				69			Home: (2-1, 1-0 ats) - as Dog: (0-5, 3-2 ats) - vs Conf.: (0-0, 0-0 ats) - vs WEB: (2-6, 3-4 ats)
Mcneese St (6-3, 0-0 ats) at N Carolina (8-2, 4-3 ats) - 12:00 PM EST								
661	MCS				65			Road: (1-3, 0-0 ats) - as Dog: (0-0, 0-0 ats) - vs NC: (6-3, 0-0 ats)
662	UNC				87	-21.8	-22	Home: (5-0, 2-1 ats) - as Fav: (5-1, 4-2 ats) - vs NC: (8-2, 4-3 ats)
Coppin St (2-9, 0-0 ats) at Iowa (9-2, 4-3 ats) - 3:01 AM EST								
663	COP				62			Road: (1-5, 0-0 ats) - as Dog: (0-0, 0-0 ats) - vs NC: (2-9, 0-0 ats)
664	IOW				86	-30.3	-24	Home: (7-0, 2-1 ats) - as Fav: (5-0, 4-1 ats) - vs NC: (9-2, 4-3 ats)
Holy Cross (6-4, 0-0 ats) at Harvard (5-4, 4-3 ats) - 2:00 PM EST								
665	HC				55			Road: (2-3, 0-0 ats) - as Dog: (0-0, 0-0 ats) - vs NC: (6-4, 0-0 ats) - @HRV: (0-1, 0-0 ats)
666	HRV				64	-8.6	-12	Home: (4-1, 1-2 ats) - as Fav: (2-1, 1-2 ats) - vs NC: (5-4, 4-3 ats) - vs HC: (3-0, 0-0 ats)
Lafayette (4-8, 0-0 ats) at Minnesota (11-1, 7-3 ats) - 7:00 PM EST								
667	LAF				59			Road: (0-6, 0-0 ats) - as Dog: (0-0, 0-0 ats) - vs NC: (4-8, 0-0 ats)
668	MIN				85	-34.7	-28	Home: (7-0, 4-1 ats) - as Fav: (8-0, 6-2 ats) - vs NC: (11-1, 7-3 ats)
Sunday, December 23, 2012								
Brown (3-5, 0-1 ats) at Northwestern (7-3, 4-3 ats) - 1:30 PM EST								
813	BRN				55			Road: (2-3, 0-1 ats) - as Dog: (0-1, 0-1 ats) - vs NC: (3-5, 0-1 ats)
814	NW				70	-23.0	-22	Home: (4-3, 1-3 ats) - as Fav: (2-3, 2-3 ats) - vs NC: (7-3, 4-3 ats)
Cleveland St (6-4, 3-4 ats) at Akron (4-4, 3-2 ats) - 2:00 PM EST								
815	CLV				67			Road: (1-4, 1-4 ats) - as Dog: (0-4, 0-4 ats) - vs NC: (6-4, 3-4 ats) - @AKR: (1-0, 1-0 ats)
816	AKR				80	-19.4	-15	Home: (2-0, 1-0 ats) - as Fav: (3-0, 3-0 ats) - vs NC: (4-4, 3-2 ats) - vs CLV: (0-2, 1-1 ats)
James Madison (4-6, 4-4 ats) vs. San Diego (6-6, 4-5 ats) - 6:30 PM EST, at MGM Grand - Las Vegas, NV								
817	JMU				66	-0.9		Road: (0-3, 1-2 ats) - as Dog: (1-5, 3-3 ats) - vs NC: (4-6, 4-4 ats)
818	SD				66		-5	Home: (5-2, 2-3 ats) - as Fav: (4-2, 3-3 ats) - vs NC: (6-6, 4-5 ats)
Iupui (4-9, 1-9 ats) at Ball St (5-4, 3-4 ats) - 2:00 PM EST								
839	IUP				65			Road: (0-5, 0-5 ats) - as Dog: (1-7, 1-7 ats) - vs NC: (4-7, 1-7 ats) - @BLS: (0-1, 0-0 ats)
840	BLS				73	-9.4	-8	Home: (4-2, 1-3 ats) - as Fav: (2-1, 1-2 ats) - vs NC: (5-4, 3-4 ats) - vs IUP: (1-1, 0-1 ats)
Siena (2-9, 1-6 ats) at Fordham (2-8, 5-4 ats) - 4:00 PM EST								
841	SIE				61			Road: (1-4, 0-3 ats) - as Dog: (0-6, 1-5 ats) - vs NC: (2-7, 1-4 ats)
842	FRD				60	-2.1	-2	Home: (0-1, 0-1 ats) - as Fav: (0-0, 0-0 ats) - vs NC: (2-8, 5-4 ats) - vs SIE: (1-0, 1-0 ats)



FoxSheets.com



Our popular FoxSheets are packed with proprietary handicapping tools that benefit everyone from the beginning bettor to the most advanced self-handicapper.

LOG ON TO FOXSHEETS.COM AND START WINNING TODAY!

WANNA PLAY?



**FIND THE RIGHT SHOPS...
FROM THE RIGHT SOURCE!**

OFF SHORE GAMING ASSOCIATION

OSGA

WWW.OSGA.COM

College Basketball ATS Situational Report

Team/Situation	All Games	As HF	As HD	As RF	As RD	As NF	As ND	Conf.	Non-Conf.	Nov. Games	Dec. Games	Jan. Games	Feb. Games	Mar. Games
AIR FORCE	2-2	0-1	1-0	0-0	0-1	1-0	0-0	0-0	2-2	1-2	1-0	0-0	0-0	0-0
AKRON	3-2	1-0	0-0	0-0	0-2	2-0	0-0	0-0	3-2	2-0	1-2	0-0	0-0	0-0
ALABAMA	3-3	0-2	0-0	0-0	1-1	2-0	0-0	0-0	3-3	2-1	1-2	0-0	0-0	0-0
ARIZONA	6-1	3-1	1-0	2-0	0-0	0-0	0-0	0-0	6-1	3-0	3-1	0-0	0-0	0-0
ARIZONA ST	4-3	3-2	0-0	0-0	0-0	0-0	1-1	0-0	4-3	1-2	3-1	0-0	0-0	0-0
ARKANSAS	2-3	0-1	0-1	0-0	1-0	0-1	1-0	0-0	2-3	1-2	1-1	0-0	0-0	0-0
AUBURN	2-5	0-3	0-0	0-0	2-0	0-0	0-2	0-0	2-5	2-4	0-1	0-0	0-0	0-0
BALL ST	3-4	1-2	0-1	0-0	2-1	0-0	0-0	0-0	3-4	0-4	3-0	0-0	0-0	0-0
BAYLOR	2-4	0-2	0-0	0-0	1-0	1-2	0-0	0-0	2-4	1-3	1-1	0-0	0-0	0-0
BOISE ST	5-3	2-2	0-0	1-1	2-0	0-0	0-0	0-0	5-3	3-2	2-1	0-0	0-0	0-0
BOSTON COLLEGE	3-4	1-2	0-0	0-0	1-1	0-0	1-1	0-0	3-4	3-3	0-1	0-0	0-0	0-0
BOWLING GREEN	4-4	2-1	1-0	0-0	0-1	1-1	0-1	0-0	4-4	2-3	2-1	0-0	0-0	0-0
BRADLEY	5-2	2-1	1-0	1-0	1-1	0-0	0-0	0-0	5-2	4-1	1-1	0-0	0-0	0-0
BUFFALO	4-6	1-1	0-1	0-0	3-2	0-2	0-0	0-0	4-6	1-6	3-0	0-0	0-0	0-0
BUTLER	6-3	2-1	0-0	0-1	1-0	0-0	3-1	0-1	6-2	3-2	3-1	0-0	0-0	0-0
BYU	4-6	2-3	0-0	1-0	0-1	1-1	0-1	0-0	4-6	3-4	1-2	0-0	0-0	0-0
C MICHIGAN	5-3	0-0	1-1	0-0	3-1	0-1	1-0	0-0	5-3	2-3	3-0	0-0	0-0	0-0
CAL DAVIS	4-3	0-2	0-0	0-0	4-1	0-0	0-0	0-0	4-3	3-1	1-2	0-0	0-0	0-0
CAL POLY-SLO	2-4	1-1	0-0	0-0	1-3	0-0	0-0	0-0	2-4	2-2	0-2	0-0	0-0	0-0
CALIFORNIA	3-5	0-2	0-1	1-0	0-1	2-1	0-0	0-0	3-5	3-2	0-3	0-0	0-0	0-0
CHARLOTTE	6-2	2-1	0-0	0-0	1-1	3-0	0-0	0-0	6-2	4-0	2-2	0-0	0-0	0-0
CINCINNATI	4-2	1-2	0-0	0-0	0-0	3-0	0-0	0-0	4-2	2-1	2-1	0-0	0-0	0-0
CLEMSON	5-2	0-1	0-1	2-0	0-0	2-0	1-0	0-0	5-2	4-1	1-1	0-0	0-0	0-0
CLEVELAND ST	3-4	1-0	0-0	1-0	0-4	1-0	0-0	0-0	3-4	3-2	0-2	0-0	0-0	0-0
COLORADO	6-3	2-1	0-0	0-0	1-2	2-0	1-0	0-0	6-3	4-1	2-2	0-0	0-0	0-0
COLORADO ST	3-4	1-2	0-0	0-1	2-1	0-0	0-0	0-0	3-4	3-1	0-3	0-0	0-0	0-0
CONNECTICUT	1-4	0-1	0-0	0-0	0-0	0-2	1-1	0-0	1-4	1-3	0-1	0-0	0-0	0-0
CREIGHTON	8-1	4-1	0-0	2-0	0-0	2-0	0-0	0-0	8-1	4-1	4-0	0-0	0-0	0-0
CS-FULLERTON	5-2	0-1	0-0	0-1	3-0	1-0	1-0	0-0	5-2	4-1	1-1	0-0	0-0	0-0
CS-NORTHRIDGE	7-2	2-0	0-0	0-0	2-2	2-0	1-0	0-0	7-2	7-1	0-1	0-0	0-0	0-0
DAYTON	6-4	3-3	0-0	0-0	1-0	2-0	0-1	0-0	6-4	3-3	3-1	0-0	0-0	0-0
DELAWARE	5-3	0-0	0-0	0-0	3-2	1-0	1-1	0-0	5-3	5-1	0-2	0-0	0-0	0-0
DENVER	1-5	1-1	0-1	0-0	0-3	0-0	0-0	0-0	1-5	0-4	1-1	0-0	0-0	0-0
DEPAUL	5-3	3-1	0-0	0-0	2-0	0-1	0-1	0-0	5-3	3-2	2-1	0-0	0-0	0-0
DETROIT	2-5	1-2	0-0	0-1	1-2	0-0	0-0	0-0	2-5	0-4	2-1	0-0	0-0	0-0
DRAKE	3-4	0-1	0-1	0-0	2-0	0-0	1-2	0-0	3-4	3-1	0-3	0-0	0-0	0-0
DREXEL	1-9	0-2	0-0	0-2	1-2	0-2	0-1	0-0	1-9	0-6	1-3	0-0	0-0	0-0
DUKE	6-3	1-3	0-0	0-0	0-0	4-0	1-0	0-0	6-3	4-3	2-0	0-0	0-0	0-0
DUQUESNE	3-4	0-2	2-0	0-1	1-0	0-0	0-1	0-0	3-4	2-3	1-1	0-0	0-0	0-0
E CAROLINA	2-3	0-2	0-0	0-0	2-1	0-0	0-0	0-0	2-3	1-2	1-1	0-0	0-0	0-0
E MICHIGAN	3-3	1-1	1-0	0-0	1-2	0-0	0-0	0-0	3-3	2-1	1-2	0-0	0-0	0-0
EVANSVILLE	5-3	2-3	0-0	0-0	3-0	0-0	0-0	0-0	5-3	3-2	2-1	0-0	0-0	0-0
FLORIDA	4-2	2-1	0-0	1-1	0-0	1-0	0-0	0-0	4-2	3-1	1-1	0-0	0-0	0-0
FLORIDA ST	4-3	2-2	0-1	0-0	0-0	0-0	2-0	0-0	4-3	3-2	1-1	0-0	0-0	0-0
FORDHAM	5-4	0-0	0-1	0-0	2-2	0-0	3-1	0-0	5-4	2-4	3-0	0-0	0-0	0-0
FRESNO ST	6-4	1-3	0-0	1-0	4-1	0-0	0-0	0-0	6-4	5-1	1-3	0-0	0-0	0-0
GEORGE MASON	4-3	1-1	0-0	0-1	0-0	1-0	2-1	0-0	4-3	4-1	0-2	0-0	0-0	0-0
GEORGE WASHINGTON	6-1	1-1	1-0	0-0	3-0	1-0	0-0	0-0	6-1	2-1	4-0	0-0	0-0	0-0
GEORGETOWN	2-5	0-4	0-0	0-0	0-0	1-0	1-1	0-0	2-5	1-3	1-2	0-0	0-0	0-0
GEORGIA	2-5	0-3	0-0	0-0	0-2	0-0	2-0	0-0	2-5	2-3	0-2	0-0	0-0	0-0
GEORGIA ST	2-6	1-4	0-0	0-1	1-1	0-0	0-0	0-0	2-6	2-5	0-1	0-0	0-0	0-0
GEORGIA TECH	4-3	2-1	0-0	0-0	0-1	1-0	1-1	0-0	4-3	3-2	1-1	0-0	0-0	0-0
GONZAGA	6-4	3-2	0-0	0-1	0-0	3-1	0-0	0-0	6-4	5-1	1-3	0-0	0-0	0-0
HAWAII	3-2	1-2	1-0	0-0	1-0	0-0	0-0	0-0	3-2	2-1	1-1	0-0	0-0	0-0
HOFSTRA	2-5	0-0	2-2	0-0	0-3	0-0	0-0	0-0	2-5	2-3	0-2	0-0	0-0	0-0
HOUSTON	3-1	1-0	0-1	0-0	2-0	0-0	0-0	0-0	3-1	1-0	2-1	0-0	0-0	0-0
IDAHO	3-4	1-3	0-0	0-0	2-1	0-0	0-0	0-0	3-4	2-3	1-1	0-0	0-0	0-0
IL-CHICAGO	8-1	2-1	1-0	1-0	1-0	0-0	3-0	0-0	8-1	5-1	3-0	0-0	0-0	0-0
ILLINOIS	5-4	1-3	0-0	1-1	1-0	1-0	1-0	0-0	5-4	4-2	1-2	0-0	0-0	0-0
ILLINOIS ST	5-2	2-1	0-0	0-0	2-0	1-1	0-0	0-0	5-2	3-1	2-1	0-0	0-0	0-0
INDIANA	6-2	5-0	0-0	0-0	0-0	1-2	0-0	0-0	6-2	6-1	0-1	0-0	0-0	0-0
INDIANA ST	2-3	0-0	0-1	1-0	1-2	0-0	0-0	0-0	2-3	1-1	1-2	0-0	0-0	0-0
IOWA	4-3	2-1	0-0	0-0	0-1	2-0	0-1	0-0	4-3	1-3	3-0	0-0	0-0	0-0
IOWA ST	2-4	1-1	0-0	0-0	0-2	1-0	0-1	0-0	2-4	0-2	2-2	0-0	0-0	0-0
JAMES MADISON	4-4	1-1	1-0	0-0	1-2	0-0	1-1	0-0	4-4	2-4	2-0	0-0	0-0	0-0
KANSAS	4-5	2-3	0-0	0-0	0-0	2-2	0-0	0-0	4-5	2-5	2-0	0-0	0-0	0-0
KANSAS ST	3-4	3-0	0-0	0-1	0-0	0-1	0-2	0-0	3-4	3-2	0-2	0-0	0-0	0-0
KENT ST	4-3	0-1	1-2	0-0	3-0	0-0	0-0	0-0	4-3	3-2	1-1	0-0	0-0	0-0
KENTUCKY	2-5	2-2	0-0	0-0	0-1	0-1	0-1	0-0	2-5	0-4	2-1	0-0	0-0	0-0
LASALLE	2-3	0-2	0-0	1-1	0-0	1-0	0-0	0-0	2-3	1-2	1-1	0-0	0-0	0-0
LONG BEACH ST	2-6	0-1	0-1	0-0	2-4	0-0	0-0	0-0	2-6	2-3	0-3	0-0	0-0	0-0
LOUISIANA TECH	6-2	2-1	0-0	1-0	1-1	2-0	0-0	0-0	6-2	5-2	1-0	0-0	0-0	0-0
LOUISVILLE	6-4	3-2	0-0	2-0	0-0	1-2	0-0	0-0	6-4	3-3	3-1	0-0	0-0	0-0
LOYOLA-IL	5-4	2-2	0-0	1-0	1-1	1-1	0-0	0-0	5-4	3-3	2-1	0-0	0-0	0-0
LOYOLA-MARYMOUNT	2-5	0-2	0-0	1-1	0-1	1-0	0-1	0-0	2-5	1-4	1-1	0-0	0-0	0-0
LSU	1-3	1-2	0-0	0-0	0-1	0-0	0-0	0-0	1-3	1-1	0-2	0-0	0-0	0-0
MARQUETTE	3-3	0-1	1-0	0-0	0-1	2-1	0-0	0-0	3-3	2-3	1-0	0-0	0-0	0-0
MARSHALL	0-7	0-2	0-0	0-1	0-1	0-1	0-2	0-0	0-7	0-4	0-3	0-0	0-0	0-0
MARYLAND	4-0	1-0	0-0	0-0	1-0	1-0	1-0	0-0	4-0	3-0	1-0	0-0	0-0	0-0
MASSACHUSETTS	1-7	0-2	0-0	1-1	0-0	0-2	0-2	0-0	1-7	0-5	1-2	0-0	0-0	0-0
MEMPHIS	3-5	2-2	0-1	0-0	0-0	1-1	0-1	0-0	3-5	2-3	1-2	0-0	0-0	0-0
MIAMI	4-0	3-0	0-0	0-0	1-0	0-0	0-0	0-0	4-0	2-0	2-0	0-0	0-0	0-0
MIAMI OHIO	2-4	1-0	0-0	0-0	1-4	0-0	0-0	0-0	2-4	2-2	0-2	0-0	0-0	0-0
MICHIGAN	7-3	4-2	0-0	0-1	0-0	3-0	0-0	0-0	7-3	5-0	2-3	0-0	0-0	0-0
MICHIGAN ST	3-5	2-3	0-0	0-0	0-1	0-1	1-0	0-0	3-5	2-4	1-1	0-0	0-0	0-0
MINNESOTA	7-3	4-1	0-0	1-0	1-0	1-1	0-1	0-0	7-3	5-2	2-1	0-0	0-0	0-0
MISSISSIPPI ST	4-4	2-0	0-0	0-1	2-0	0-0	0-3	0-0	4-4	1-4	3-0	0-0	0-0	0-0
MISSOURI	3-4	1-3	0-0	0-0	0-0	1-0	1-1	0-0	3-4	2-2	1-2	0-0	0-0	0-0

THE PLATINUM SHEET

Team/Situation	All Games	As HF	As HD	As RF	As RD	As NF	As ND	Conf.	Non-Conf	Nov. Games	Dec. Games	Jan. Games	Feb. Games	Mar. Games
MISSOURI ST	1-5	0-0	0-2	0-0	0-2	0-0	1-1	0-0	1-5	1-2	0-3	0-0	0-0	0-0
N CAROLINA	4-3	2-1	0-0	1-0	0-1	1-1	0-0	0-0	4-3	3-2	1-1	0-0	0-0	0-0
N ILLINOIS	4-4	1-0	0-2	0-0	3-2	0-0	0-0	0-0	4-4	0-4	4-0	0-0	0-0	0-0
N IOWA	4-5	2-2	0-0	0-0	1-0	0-0	1-3	0-0	4-5	2-3	2-2	0-0	0-0	0-0
NC STATE	4-2	2-0	0-0	0-0	0-1	2-1	0-0	0-0	4-2	3-2	1-0	0-0	0-0	0-0
NEBRASKA	4-4	1-2	2-1	0-0	1-1	0-0	0-0	0-0	4-4	3-2	1-2	0-0	0-0	0-0
NEVADA	4-6	3-4	0-0	0-1	1-1	0-0	0-0	0-0	4-6	1-5	3-1	0-0	0-0	0-0
NEW MEXICO	4-5	2-3	0-0	1-0	0-0	1-2	0-0	0-0	4-5	1-5	3-0	0-0	0-0	0-0
NEW MEXICO ST	4-2	2-0	0-0	0-0	2-2	0-0	0-0	0-0	4-2	2-1	2-1	0-0	0-0	0-0
NORTHEASTERN	4-2	0-0	1-1	0-0	1-0	1-0	1-1	0-0	4-2	3-1	1-1	0-0	0-0	0-0
NORTHWESTERN	4-3	1-3	0-0	0-0	1-0	1-0	1-0	0-0	4-3	3-1	1-2	0-0	0-0	0-0
NOTRE DAME	4-3	2-2	0-0	0-0	0-0	2-1	0-0	0-0	4-3	2-3	2-0	0-0	0-0	0-0
OHIO ST	5-2	3-1	0-0	0-0	1-0	1-1	0-0	0-0	5-2	3-1	2-1	0-0	0-0	0-0
OHIO U	5-2	5-1	0-0	0-0	0-1	0-0	0-0	0-0	5-2	4-1	1-1	0-0	0-0	0-0
OKLAHOMA	5-2	1-0	0-0	0-1	1-0	2-0	1-1	1-0	4-2	3-2	2-0	0-0	0-0	0-0
OKLAHOMA ST	5-2	3-1	0-0	0-1	0-0	0-0	2-0	0-0	5-2	3-1	2-1	0-0	0-0	0-0
OLD DOMINION	3-4	0-1	2-1	0-0	1-2	0-0	0-0	0-1	3-3	1-2	2-2	0-0	0-0	0-0
OLE MISS	3-0	2-0	0-0	0-0	1-0	0-0	0-0	0-0	3-0	1-0	2-0	0-0	0-0	0-0
OREGON	5-4	4-3	0-0	0-0	1-0	0-0	0-1	0-0	5-4	3-4	2-0	0-0	0-0	0-0
OREGON ST	3-3	1-1	0-0	0-1	0-0	0-0	2-1	0-0	3-3	3-2	0-1	0-0	0-0	0-0
PACIFIC	5-3	2-0	0-1	0-0	1-1	0-0	2-1	0-0	5-3	2-2	3-1	0-0	0-0	0-0
PENN ST	1-4	1-1	0-0	0-0	0-0	0-0	0-3	0-0	1-4	0-3	1-1	0-0	0-0	0-0
PEPPERDINE	6-2	1-1	2-0	1-0	2-1	0-0	0-0	0-0	6-2	4-1	2-1	0-0	0-0	0-0
PITTSBURGH	4-3	2-2	0-0	0-0	0-0	2-0	0-1	0-0	4-3	3-2	1-1	0-0	0-0	0-0
PORTLAND	3-5	1-1	1-0	0-1	1-3	0-0	0-0	0-0	3-5	2-3	1-2	0-0	0-0	0-0
PROVIDENCE	3-2	2-1	0-0	0-0	0-0	0-1	1-0	0-0	3-2	2-1	1-1	0-0	0-0	0-0
PURDUE	4-6	3-2	0-0	0-1	1-0	0-2	0-1	0-0	4-6	3-3	1-3	0-0	0-0	0-0
RHODE ISLAND	5-3	0-0	2-1	0-0	1-2	0-0	2-0	0-0	5-3	4-2	1-1	0-0	0-0	0-0
RICE	2-1	0-0	0-0	0-0	1-0	0-0	1-1	0-0	2-1	2-1	0-0	0-0	0-0	0-0
RICHMOND	2-6	1-3	0-0	1-1	0-2	0-0	0-0	0-0	2-6	1-4	1-2	0-0	0-0	0-0
RUTGERS	4-3	1-2	0-0	1-0	1-1	0-0	1-0	0-0	4-3	2-1	2-2	0-0	0-0	0-0
S CAROLINA	4-3	2-1	0-1	0-0	0-1	2-0	0-0	0-0	4-3	4-2	0-1	0-0	0-0	0-0
S FLORIDA	3-4	3-3	0-0	0-0	0-1	0-0	0-0	0-0	3-4	3-3	0-1	0-0	0-0	0-0
S ILLINOIS	4-1	0-1	0-0	1-0	3-0	0-0	0-0	0-0	4-1	2-1	2-0	0-0	0-0	0-0
SAINT LOUIS	2-6	1-4	0-0	0-0	0-1	1-0	0-1	0-0	2-6	1-4	1-2	0-0	0-0	0-0
SAN DIEGO	4-5	2-3	0-0	1-0	1-2	0-0	0-0	0-0	4-5	2-4	2-1	0-0	0-0	0-0
SAN DIEGO ST	4-2	1-1	0-0	2-0	0-0	0-0	1-1	0-0	4-2	2-1	2-1	0-0	0-0	0-0
SAN FRANCISCO	3-3	3-0	0-0	0-0	0-2	0-0	0-1	0-0	3-3	2-1	1-2	0-0	0-0	0-0
SAN JOSE ST	4-2	0-1	1-1	0-0	3-0	0-0	0-0	0-0	4-2	2-1	2-1	0-0	0-0	0-0
SANTA CLARA	4-2	1-2	0-0	2-0	1-0	0-0	0-0	0-0	4-2	2-1	2-1	0-0	0-0	0-0
SEATTLE	3-3	1-0	0-2	0-0	2-1	0-0	0-0	0-0	3-3	2-1	1-2	0-0	0-0	0-0
SETON HALL	3-2	1-0	0-0	1-0	1-0	0-2	0-0	0-0	3-2	2-2	1-0	0-0	0-0	0-0
SMU	5-3	2-0	0-0	2-1	1-0	0-2	0-0	0-0	5-3	4-2	1-1	0-0	0-0	0-0
SOUTHERN MISS	6-3	1-1	0-0	1-0	2-2	1-0	1-0	0-0	6-3	5-1	1-2	0-0	0-0	0-0
ST BONAVENTURE	5-3	2-1	0-0	1-1	1-1	1-0	0-0	0-0	5-3	3-1	2-2	0-0	0-0	0-0
ST JOHNS	3-4	2-1	0-0	0-0	1-1	0-0	0-2	0-0	3-4	3-2	0-2	0-0	0-0	0-0
ST JOSEPHS	3-3	2-0	0-0	0-1	0-1	0-1	1-0	0-0	3-3	3-1	0-2	0-0	0-0	0-0
ST MARYS-CA	4-3	1-1	0-0	2-0	0-0	1-2	0-0	0-0	4-3	2-3	2-0	0-0	0-0	0-0
STANFORD	5-4	2-3	0-0	0-0	0-0	2-0	1-1	0-0	5-4	3-4	2-0	0-0	0-0	0-0
SYRACUSE	6-0	4-0	0-0	1-0	0-0	1-0	0-0	0-0	6-0	3-0	3-0	0-0	0-0	0-0
TCU	3-4	1-3	0-0	0-0	1-0	0-0	1-1	0-0	3-4	2-3	1-1	0-0	0-0	0-0
TEMPLE	3-4	0-3	0-0	3-0	0-0	0-0	0-1	0-0	3-4	2-2	1-2	0-0	0-0	0-0
TENNESSEE	4-3	1-0	1-0	0-0	1-1	1-2	0-0	0-0	4-3	3-2	1-1	0-0	0-0	0-0
TEXAS	3-5	1-2	0-0	0-1	0-0	1-0	1-2	0-0	3-5	1-3	2-2	0-0	0-0	0-0
TEXAS A&M	3-3	2-0	0-0	1-0	0-0	0-1	0-2	0-0	3-3	2-2	1-1	0-0	0-0	0-0
TEXAS ST	3-4	1-1	0-1	0-0	1-0	1-0	0-2	0-0	3-4	2-4	1-0	0-0	0-0	0-0
TEXAS TECH	1-1	1-0	0-1	0-0	0-0	0-0	0-0	0-0	1-1	1-0	0-1	0-0	0-0	0-0
TOLEDO	4-2	0-0	0-0	1-0	2-2	1-0	0-0	0-0	4-2	2-2	2-0	0-0	0-0	0-0
TOWSON ST	3-3	0-0	0-1	0-0	3-2	0-0	0-0	0-0	3-3	1-2	2-1	0-0	0-0	0-0
TULANE	1-3	1-0	0-0	0-0	0-3	0-0	0-0	0-0	1-3	1-2	0-1	0-0	0-0	0-0
TULSA	3-4	1-1	0-0	0-0	1-2	1-1	0-0	0-0	3-4	2-2	1-2	0-0	0-0	0-0
TX-ARLINGTON	3-1	0-0	1-0	1-0	1-1	0-0	0-0	0-0	3-1	3-0	0-1	0-0	0-0	0-0
TX-SAN ANTONIO	3-1	0-0	0-0	0-0	3-1	0-0	0-0	0-0	3-1	3-0	0-1	0-0	0-0	0-0
UAB	2-6	1-0	0-0	1-0	0-4	0-1	0-1	0-0	2-6	1-3	1-3	0-0	0-0	0-0
UCF	2-2	0-1	0-0	0-1	2-0	0-0	0-0	0-0	2-2	2-1	0-1	0-0	0-0	0-0
UC-IRVINE	4-5	0-0	1-0	0-2	2-2	1-1	0-0	0-0	4-5	3-4	1-1	0-0	0-0	0-0
UCLA	3-6	3-2	0-0	0-0	0-0	0-4	0-0	0-0	3-6	3-4	0-2	0-0	0-0	0-0
UC-RIVERSIDE	3-6	0-0	1-1	0-0	2-3	0-0	0-2	0-0	3-6	2-4	1-2	0-0	0-0	0-0
UC-SANTA BARBARA	3-4	1-0	0-1	0-0	2-3	0-0	0-0	0-0	3-4	1-4	2-0	0-0	0-0	0-0
UNC-WILMINGTON	3-3	1-0	0-0	0-0	2-3	0-0	0-0	0-0	3-3	1-3	2-0	0-0	0-0	0-0
UNLV	4-4	3-3	0-0	0-1	1-0	0-0	0-0	0-0	4-4	3-2	1-2	0-0	0-0	0-0
USC	3-5	2-0	0-2	0-1	0-0	1-1	0-1	0-0	3-5	2-3	1-2	0-0	0-0	0-0
UTAH	6-1	3-1	1-0	0-0	2-0	0-0	0-0	0-0	6-1	4-1	2-0	0-0	0-0	0-0
UTAH ST	2-2	1-1	0-1	0-0	1-0	0-0	0-0	0-0	2-2	2-2	0-0	0-0	0-0	0-0
UTEP	0-6	0-2	0-0	0-0	0-1	0-1	0-2	0-0	0-6	0-5	0-1	0-0	0-0	0-0
VA COMMONWEALTH	3-4	2-1	0-0	0-1	0-0	0-1	1-1	0-0	3-4	1-3	2-1	0-0	0-0	0-0
VALPARAISO	4-4	2-1	0-0	2-1	0-2	0-0	0-0	0-0	4-4	3-1	1-3	0-0	0-0	0-0
VANDERBILT	2-4	0-1	0-0	0-0	1-1	0-1	1-1	0-0	2-4	1-3	1-1	0-0	0-0	0-0
VILLANOVA	7-3	2-1	1-1	1-0	2-0	0-0	1-1	0-0	7-3	3-2	4-1	0-0	0-0	0-0
VIRGINIA	6-2	5-1	0-0	0-0	1-1	0-0	0-0	0-0	6-2	4-2	2-0	0-0	0-0	0-0
VIRGINIA TECH	5-2	2-2	1-0	1-0	1-0	0-0	0-0	0-0	5-2	3-1	2-1	0-0	0-0	0-0
W MICHIGAN	4-3	1-0	0-0	0-0	1-3	1-0	1-0	0-0	4-3	3-1	1-2	0-0	0-0	0-0
W VIRGINIA	2-5	0-1	0-0	0-1	0-1	2-1	0-1	0-1	2-4	1-2	1-3	0-0	0-0	0-0
WAKE FOREST	3-3	0-1	0-1	0-0	1-0	0-0	2-1	0-0	3-3	2-2	1-1	0-0	0-0	0-0
WASHINGTON	4-4	2-3	0-0	1-0	0-0	0-0	1-1	0-0	4-4	3-2	1-2	0-0	0-0	0-0
WASHINGTON ST	6-2	4-0	1-0	0-1	0-0	0-0	1-1	0-0	6-2	3-2	3-0	0-0	0-0	0-0
WICHITA ST	5-2	2-0	0-0	0-2	1-0	2-0	0-0	0-0	5-2	4-0	1-2	0-0	0-0	0-0
WI-GREEN BAY	4-5	1-1	0-0	0-1	2-2	1-1	0-0	0-0	4-5	3-2	1-3	0-0	0-0	0-0
WI-MILWAUKEE	2-9	0-3	1-0	0-1	1-3	0-2	0-0	0-0	2-9	1-4	1-5	0-0	0-0	0-0
WISCONSIN	3-6	3-2	0-0	0-1	0-1	0-1	0-1	0-0	3-6	1-4	2-2	0-0	0-0	0-0

THE PLATINUM SHEET

Team/Situation	All Games	As HF	As HD	As RF	As RD	As NF	As ND	Conf.	Non-Conf	Nov. Games	Dec. Games	Jan. Games	Feb. Games	Mar. Games
WM & MARY	2 - 1	1 - 1	0 - 0	0 - 0	1 - 0	0 - 0	0 - 0	1 - 0	1 - 1	1 - 1	1 - 0	0 - 0	0 - 0	0 - 0
WRIGHT ST	5 - 3	1 - 0	0 - 0	2 - 0	1 - 2	1 - 1	0 - 0	0 - 0	5 - 3	3 - 2	2 - 1	0 - 0	0 - 0	0 - 0
WYOMING	5 - 1	2 - 1	0 - 0	1 - 0	2 - 0	0 - 0	0 - 0	0 - 0	5 - 1	3 - 1	2 - 0	0 - 0	0 - 0	0 - 0
XAVIER	4 - 3	0 - 2	1 - 0	0 - 0	1 - 0	1 - 1	1 - 0	1 - 0	3 - 3	3 - 1	1 - 2	0 - 0	0 - 0	0 - 0
YOUNGSTOWN ST	3 - 4	0 - 1	0 - 0	0 - 1	3 - 0	0 - 2	0 - 0	0 - 0	3 - 4	2 - 4	1 - 0	0 - 0	0 - 0	0 - 0

Top College Basketball Stat Edges - Games from 12/18/2012 to 12/24/2012

Here is a listing of the top team statistical edges when compared head-to-head with their opponents. Keep track of the ATS wins and losses of the top teams for each of the various statistics to determine if any particular category stands out in terms of success.

OFFENSIVE STATISTICS		DEFENSIVE STATISTICS		OFF/DEF DIFFERENTIALS	
Points Scored (PPG)	W/L	Points Allowed (PPG)	W/L	Scoring Differential (PPG)	W/L
1. 12/19 - INDIANA (vs MSM): +27.6		1. 12/22 - IDAHO ST (vs EWA): +22.4		1. 12/19 - INDIANA (vs MSM): +35.4	
2. 12/22 - E WASHINGTON (vs IDS): +25.2		2. 12/22 - VIRGINIA (vs ODU): +21.7		2. 12/21 - INDIANA (vs FAU): +31.0	
3. 12/20 - UAB (vs LAM): +24.1		3. 12/20 - WEBER ST (vs EWA): +21.2		3. 12/22 - GA SOUTHERN (vs MVS): +26.6	
4. 12/22 - AIR FORCE (vs UCR): +23.6		4. 12/22 - IL-CHICAGO (vs MOH): +21.2		4. 12/22 - AIR FORCE (vs UCR): +26.5	
5. 12/21 - INDIANA (vs FAU): +22.8		5. 12/19 - LOUISVILLE (vs FIU): +19.4		5. 12/19 - IOWA ST (vs MKC): +25.2	
6. 12/19 - UNC-GREENSBOR (vs UNW): +21.		6. 12/22 - E MICHIGAN (vs OAK): +18.3		6. 12/22 - ARIZONA (vs ETS): +25.1	
7. 12/21 - SANTA CLARA (vs ALC): +21.6		7. 12/21 - DENVER (vs SUT): +18.0		7. 12/22 - MINNESOTA (vs LAF): +24.9	
8. 12/19 - N CAROLINA (vs TEX): +21.1		8. 12/22 - GA SOUTHERN (vs MVS): +17.8		8. 12/19 - OREGON (vs UTP): +24.3	
9. 12/20 - MICHIGAN (vs EMU): +21.0		9. 12/20 - S ILLINOIS (vs CDV): +17.7		9. 12/21 - S ILLINOIS (vs NIC): +23.8	
10. 12/19 - OREGON (vs UTP): +20.8		10. 12/21 - S ILLINOIS (vs NIC): +17.5		10. 12/21 - SANTA CLARA (vs ALC): +23.6	
11. 12/22 - CINCINNATI (vs WRS): +20.7		11. 12/20 - VALPARAISO (vs IUP): +17.4		11. 12/19 - LOUISVILLE (vs FIU): +23.1	
12. 12/22 - DRAKE (vs EIL): +19.8		12. 12/19 - WRIGHT ST (vs MOH): +17.3		12. 12/22 - WISCONSIN (vs WIM): +22.5	

Field Goal Shooting (Pct)	W/L	Field Goal Shooting Defense (Pct)	W/L	Field Goal Shooting Differential (Pct)	W/L
1. 12/22 - GA SOUTHERN (vs MVS): +14.7%		1. 12/19 - INDIANA (vs MSM): +20.3%		1. 12/19 - INDIANA (vs MSM): +29.7%	
2. 12/18 - NC STATE (vs STA): +12.9%		2. 12/22 - IL-CHICAGO (vs MOH): +15.0%		2. 12/22 - GA SOUTHERN (vs MVS): +18.7%	
3. 12/20 - MICHIGAN (vs EMU): +12.4%		3. 12/22 - VIRGINIA (vs ODU): +12.9%		3. 12/22 - VIRGINIA (vs ODU): +17.8%	
4. 12/22 - XAVIER (vs WOF): +12.4%		4. 12/22 - MINNESOTA (vs LAF): +12.5%		4. 12/22 - MINNESOTA (vs LAF): +15.8%	
5. 12/21 - INDIANA (vs FAU): +11.7%		5. 12/22 - SE MISSOURI S (vs MKC): +10.4%		5. 12/20 - UTAH ST (vs NIC): +15.2%	
6. 12/22 - AIR FORCE (vs UCR): +11.6%		6. 12/19 - WRIGHT ST (vs MOH): +10.3%		6. 12/18 - MICHIGAN ST (vs BG): +15.2%	
7. 12/22 - ARIZONA (vs ETS): +10.5%		7. 12/20 - UTAH ST (vs NIC): +10.2%		7. 12/19 - WRIGHT ST (vs MOH): +15.1%	
8. 12/19 - INDIANA (vs MSM): +9.4%		8. 12/21 - UTAH (vs CSN): +10.1%		8. 12/20 - WEBER ST (vs EWA): +15.1%	
9. 12/22 - HARVARD (vs HC): +9.2%		9. 12/22 - E MICHIGAN (vs OAK): +9.9%		9. 12/22 - SYRACUSE (vs TEM): +14.9%	
10. 12/20 - DUKE (vs ELN): +8.7%		10. 12/22 - SYRACUSE (vs TEM): +9.6%		10. 12/21 - INDIANA (vs FAU): +14.8%	
11. 12/22 - UCLA (vs FRS): +8.6%		11. 12/21 - S ILLINOIS (vs NIC): +9.6%		11. 12/22 - ARIZONA (vs ETS): +14.6%	
12. 12/20 - PORTLAND ST (vs IDS): +8.5%		12. 12/22 - WEBER ST (vs PS): +9.5%		12. 12/21 - NOTRE DAME (vs NGR): +14.2%	

3PT Field Goal Shooting (Pct)	W/L	3PT Field Goal Shooting Defense (Pct)	W/L	3PT Field Goal Shooting Differential (Pct)	W/L
1. 12/22 - AIR FORCE (vs UCR): +14.8%		1. 12/22 - SE MISSOURI S (vs MKC): +17.2%		1. 12/22 - AIR FORCE (vs UCR): +23.7%	
2. 12/21 - SMU (vs WAG): +13.2%		2. 12/21 - S ILLINOIS (vs NIC): +16.7%		2. 12/22 - SE MISSOURI S (vs MKC): +22.8%	
3. 12/18 - NC STATE (vs STA): +13.2%		3. 12/22 - IL-CHICAGO (vs MOH): +16.3%		3. 12/18 - COLL OF CHARL (vs ODU): +22.0	
4. 12/20 - MICHIGAN (vs EMU): +12.1%		4. 12/19 - IOWA ST (vs MKC): +16.1%		4. 12/22 - VIRGINIA TECH (vs BRD): +21.5%	
5. 12/22 - FLORIDA ST (vs CHA): +12.0%		5. 12/22 - WEBER ST (vs PS): +16.0%		5. 12/22 - IL-CHICAGO (vs MOH): +20.0%	
6. 12/22 - WASHINGTON (vs NIL): +11.7%		6. 12/22 - ARK-PINE BLUF (vs UTP): +15.4%		6. 12/22 - WEBER ST (vs PS): +20.0%	
7. 12/22 - HARVARD (vs HC): +10.9%		7. 12/20 - UTAH ST (vs NIC): +14.9%		7. 12/22 - VIRGINIA (vs ODU): +19.6%	
8. 12/19 - LOYOLA-MARYMO (vs MIS): +10.8		8. 12/22 - PROVIDENCE (vs BC): +14.9%		8. 12/19 - IOWA ST (vs MKC): +18.8%	
9. 12/18 - OHIO ST (vs WIN): +10.8%		9. 12/19 - WRIGHT ST (vs MOH): +14.0%		9. 12/21 - DENVER (vs SUT): +17.8%	
10. 12/18 - COLL OF CHARL (vs ODU): +10.6		10. 12/19 - OREGON (vs UTP): +13.7%		10. 12/19 - INDIANA (vs MSM): +16.9%	
11. 12/21 - NORTHWESTERN (vs STA): +10.		11. 12/22 - CAL DAVIS (vs NIC): +13.5%		11. 12/19 - WRIGHT ST (vs MOH): +16.2%	
12. 12/19 - CREIGHTON (vs TLS): +10.0%		12. 12/22 - VIRGINIA TECH (vs BRD): +13.5%		12. 12/21 - S ILLINOIS (vs NIC): +14.9%	

Assists/Turnover Ratio Offense	W/L	Assists/Turnover Ratio Defense	W/L	Assists/Turnover Ratio Differential	W/L
1. 12/21 - SANTA CLARA (vs ALC): +1.11		1. 12/20 - WEBER ST (vs EWA): +0.79		1. 12/22 - WISCONSIN (vs WIM): +1.21	
2. 12/22 - AIR FORCE (vs UCR): +0.94		2. 12/22 - LA-LAFAYETTE (vs DUQ): +0.70		2. 12/21 - INDIANA (vs FAU): +1.19	
3. 12/19 - CREIGHTON (vs TLS): +0.91		3. 12/22 - ARIZONA (vs ETS): +0.65		3. 12/18 - OHIO ST (vs WIN): +1.12	
4. 12/18 - OHIO ST (vs WIN): +0.90		4. 12/20 - S ILLINOIS (vs CDV): +0.65		4. 12/22 - AIR FORCE (vs UCR): +1.11	
5. 12/22 - WISCONSIN (vs WIM): +0.84		5. 12/22 - S ILLINOIS (vs UTS): +0.62		5. 12/21 - SANTA CLARA (vs ALC): +1.09	
6. 12/18 - UCLA (vs LBS): +0.78		6. 12/18 - LSU (vs UCI): +0.61		6. 12/21 - DENVER (vs SUT): +1.09	
7. 12/22 - E CAROLINA (vs MAS): +0.77		7. 12/21 - DENVER (vs SUT): +0.59		7. 12/22 - ARIZONA (vs ETS): +1.07	
8. 12/20 - CAL POLY-SLO (vs WAS): +0.77		8. 12/19 - MOREHEAD ST (vs SDK): +0.57		8. 12/20 - WEBER ST (vs EWA): +1.00	
9. 12/21 - INDIANA (vs FAU): +0.77		9. 12/20 - BOISE ST (vs IDA): +0.54		9. 12/22 - VIRGINIA (vs ODU): +0.95	
10. 12/19 - N CAROLINA (vs TEX): +0.76		10. 12/22 - VIRGINIA (vs ODU): +0.52		10. 12/18 - UCLA (vs LBS): +0.90	
11. 12/20 - MICHIGAN (vs EMU): +0.74		11. 12/21 - S ILLINOIS (vs NIC): +0.52		11. 12/22 - ILLINOIS ST (vs AP): +0.88	
12. 12/21 - NOTRE DAME (vs NGR): +0.73		12. 12/19 - OLE MISS (vs LMU): +0.52		12. 12/22 - WEBER ST (vs PS): +0.84	