

MORE AT [foxsheets.com](https://foxsheets.com)



statfox | NBA













**MARCH 9-11**

**WEEKEND 6-PACK**

**\$19.95**



**MARCH 9-11**

	<b>NEW JERSEY</b>	<b>AT</b>	<b>CHARLOTTE</b>	
	<b>L.A. CLIPPERS</b>	<b>AT</b>	<b>SAN ANTONIO</b>	
	<b>DALLAS</b>	<b>AT</b>	<b>SACRAMENTO</b>	
	<b>DALLAS</b>	<b>AT</b>	<b>GOLDEN STATE</b>	
	<b>BOSTON</b>	<b>AT</b>	<b>L.A. LAKERS</b>	
	<b>MEMPHIS</b>	<b>AT</b>	<b>DENVER</b>	



Friday, March 9, 7 pm ET (NBA TV)



**NEW JERSEY**  
13-27 SU, 17-22-1 ATS

AT

**CHARLOTTE**  
5-32 SU, 14-23 ATS



NEW JERSEY LAST 15 GAMES			
DATE	OPPONENT	SCORE	ATS
2/6	vs Chicago	L 108-87	L (+10)
2/8	vs Detroit	L 99-92	L (-3)
2/10	at Detroit	L 109-92	L (+2½)
2/11	vs San Antonio	L 103-89	L (+9½)
2/15	vs Memphis	L 105-100	L (+3)
2/16	at Indiana	L 93-88	W (+9)
2/18	at Chicago	W 97-85	W (+12)
2/19	vs Milwaukee	L 92-85	L (+2)
2/20	at New York	W 100-92	W (+8½)
2/22	vs Orlando	L 108-91	L (+6½)
2/28	at Dallas	W 93-92	W (+10½)
3/2	at Boston	L 107-94	L (+6)
3/4	at Charlotte	W 104-101	L (-4½)
3/6	at Miami	L 108-78	L (+14)
3/7	vs LA Clippers	W 101-100	W (+7)

Even with Deron Williams scoring 57 in their meeting five days ago, the Bobcats still nearly won that contest, missing a game-tying three at the buzzer. New Jersey followed up that win over Charlotte with a 30-point loss at Miami, which has been typical of the Nets—they are a laughable 1-11 (2-10 ATS) following an SU win this season, losing by an average score of 102-87 in these dozen games. Charlotte is playing better lately with three straight ATS victories.

CHARLOTTE LAST 15 GAMES			
DATE	OPPONENT	SCORE	ATS
2/1	at Portland	L 112-68	L (+16)
2/4	at Phoenix	L 95-89	W (+10)
2/7	at Boston	L 94-84	W (+14)
2/10	vs Chicago	L 95-64	L (+12½)
2/11	vs LA Clippers	L 111-86	L (+9½)
2/13	vs Philadelphia	L 98-89	W (+12)
2/15	at Minnesota	L 102-90	L (+10½)
2/17	at Toronto	W 98-91	W (+7)
2/19	at Indiana	L 108-73	L (+10½)
2/22	vs Indiana	L 102-88	L (+5½)
2/29	at Detroit	L 109-94	L (+5½)
3/2	at San Antonio	L 102-72	L (+15)
3/4	vs New Jersey	L 104-101	W (+4½)
3/6	vs Orlando	W 100-84	W (+9)
3/7	vs Utah	L 99-93	W (+7)

Friday, March 9, 8:30 pm ET



L.A. CLIPPERS  
22-15 SU, 20-15-2 ATS

AT

SAN ANTONIO  
26-12 SU, 22-15-1 ATS



L.A. CLIPPERS LAST 15 GAMES

DATE	OPPONENT	SCORE	ATS
2/8	at Cleveland	L 99-92	L (-6½)
2/10	at Philadelphia	W 78-77	W (+3½)
2/11	at Charlotte	W 111-86	W (-9½)
2/13	at Dallas	L 96-92	P (+4)
2/15	vs Washington	W 102-84	W (-12½)
2/16	at Portland	W 74-71	W (-2)
2/18	vs San Antonio	L 103-100	L (-2½)
2/20	at Golden State	L 104-97	L (-2½)
2/22	vs Denver	W 103-95	L (-9)
2/28	vs Minnesota	L 109-97	L (-6½)
3/1	at Sacramento	W 108-100	W (-4)
3/2	at Phoenix	L 81-78	L (-3)
3/4	at Houston	W 105-103	W (+2½)
3/5	at Minnesota	L 95-94	W (+2½)
3/7	at New Jersey	L 101-100	L (-7)

The Spurs have beaten the Clippers twice this season, blowing them out by 25 in San Antonio in December, and then edging them in overtime at L.A. in February. This will be the toughest game of the Clippers' six-game road trip, which hasn't gone well so far at 2-3. Considering the Spurs are just getting healthy and are dominant at home when they're at their best (15-3 SU, 12-6 ATS), it's tough to see this going well for Los Angeles on Friday.

SAN ANTONIO LAST 15 GAMES

DATE	OPPONENT	SCORE	ATS
2/2	vs New Orleans	W 93-81	W (-10½)
2/4	vs Okla City	W 107-96	W (-2½)
2/6	at Memphis	W 89-84	W (-1)
2/8	at Philadelphia	W 100-90	W (+3½)
2/11	at New Jersey	W 103-89	W (-9½)
2/14	at Detroit	W 99-95	L (-8)
2/15	at Toronto	W 113-106	P (-7)
2/18	at LA Clippers	W 103-100	W (+2½)
2/20	at Utah	W 106-102	W (-2½)
2/21	at Portland	L 137-97	L (+7½)
2/23	at Denver	W 114-99	W (-4)
2/29	vs Chicago	L 96-89	L (-2)
3/2	vs Charlotte	W 102-72	W (-15)
3/4	vs Denver	L 99-94	L (-7)
3/7	vs New York	W 118-105	W (-7½)

Friday, March 9, 10 pm ET (NBA TV)



**DALLAS**  
23-18 SU, 21-19-1 ATS

AT

**SACRAMENTO**  
13-26 SU, 20-19 ATS



DALLAS LAST 15 GAMES

DATE	OPPONENT	SCORE	ATS
2/10	at Minnesota	W 104-97	W (-2)
2/11	vs Portland	W 97-94	L (-4)
2/13	vs LA Clippers	W 96-92	P (-4)
2/15	vs Denver	W 102-84	W (-6½)
2/17	at Philadelphia	W 82-75	W (+3½)
2/19	at New York	L 104-97	L (-2)
2/20	vs Boston	W 89-73	W (-9½)
2/22	vs LA Lakers	L 96-91	L (-4½)
2/28	vs New Jersey	L 93-92	L (-10½)
2/29	at Memphis	L 96-85	L (+2½)
3/2	at New Orleans	L 97-92	L (-7)
3/3	vs Utah	W 102-96	L (-8)
3/5	at Okla City	L 95-91	W (+7)
3/6	vs New York	W 95-85	W (-2½)
3/8	at Phoenix	L 96-94	L (-3½)

Dallas has dominated the Kings in recent years, running off a string of 10 consecutive SU wins (6-4 ATS). Sacramento has shown the firepower to sneak up on teams of late, scoring 100-plus points in six of their past eight games. But despite losing a heartbreaker in Phoenix on Thursday night, the Mavs are on a good run. And Dallas has been surprisingly resilient in back-to-backs for such a veteran team, going 10-4 SU and 8-6 ATS with no rest (89.4 PPG allowed).

SACRAMENTO LAST 15 GAMES

DATE	OPPONENT	SCORE	ATS
2/7	at Minnesota	L 86-84	W (+7)
2/9	vs Okla City	W 106-101	W (+6½)
2/11	vs Phoenix	L 98-84	L (-2½)
2/14	at Chicago	L 121-115	W (+11½)
2/15	at New York	L 100-85	L (+6½)
2/17	at Detroit	L 114-108	L (+2½)
2/19	at Cleveland	L 93-92	W (+1½)
2/21	at Miami	L 120-108	W (+13½)
2/22	at Washington	W 115-107	W (+3)
2/28	vs Utah	W 103-96	W (-3½)
3/1	vs LA Clippers	L 108-100	L (+4)
3/2	at LA Lakers	L 115-107	W (+10)
3/4	at Phoenix	L 96-88	L (+5½)
3/5	at Denver	L 119-116	W (+9½)
3/7	vs New Orleans	W 99-98	L (-4½)



DALLAS.....96  
SACRAMENTO.....92

PLAY ON: **DALLAS -2**



Saturday, March 10, 10:30 pm ET (NBA TV)



**DALLAS**  
23-18 SU, 21-19-1 ATS

AT

**GOLDEN STATE**  
15-21 SU, 17-19 ATS



### DALLAS LAST 15 GAMES

DATE	OPPONENT	SCORE	ATS
2/11	vs Portland	W 97-94	L (-4)
2/13	vs LA Clippers	W 96-92	P (-4)
2/15	vs Denver	W 102-84	W (-6½)
2/17	at Philadelphia	W 82-75	W (+3½)
2/19	at New York	L 104-97	L (-2)
2/20	vs Boston	W 89-73	W (-9½)
2/22	vs LA Lakers	L 96-91	L (-4½)
2/28	vs New Jersey	L 93-92	L (-10½)
2/29	at Memphis	L 96-85	L (+2½)
3/2	at New Orleans	L 97-92	L (-7)
3/3	vs Utah	W 102-96	L (-8)
3/5	at Okla City	L 95-91	W (+7)
3/6	vs New York	W 95-85	W (-2½)
3/8	at Phoenix	L 96-94	L (-3½)
3/9	at Sacramento		

Dallas has won five of six SU (4-2 ATS) against Golden State, and three of four SU and ATS in Oakland. In past years Golden State has been a much better team at home, but that hasn't been the case this season. The Warriors are 9-10 SU and 8-11 ATS at home, and they were pasted by Memphis on Wednesday, 110-92, in their only home game of the past two weeks. With PG Stephen Curry still limited by a foot injury, the Warriors can't be trusted.

### GOLDEN STATE LAST 15 GAMES

DATE	OPPONENT	SCORE	ATS
2/7	vs Okla City	L 119-116	L (+1½)
2/9	at Denver	W 109-101	W (+6)
2/12	vs Houston	W 106-97	W (-1½)
2/13	vs Phoenix	W 102-96	W (-3)
2/15	vs Portland	L 93-91	L (-5)
2/17	at Okla City	L 110-87	L (+9½)
2/18	at Memphis	L 104-103	W (+6)
2/20	vs LA Clippers	W 104-97	W (+2½)
2/22	at Phoenix	W 106-104	W (+4½)
2/28	at Indiana	L 102-78	L (+6)
2/29	at Atlanta	W 85-82	W (+7)
3/2	at Philadelphia	L 105-83	L (+7½)
3/4	at Toronto	L 83-75	L (+1)
3/5	at Washington	W 120-100	W (+1)
3/7	vs Memphis	L 110-92	L (+1)

Sunday, March 11, 3:30 pm ET (ABC)



**BOSTON**  
20-18 SU, 16-22 ATS

AT

**L.A. LAKERS**  
23-16 SU, 18-21 ATS



BOSTON LAST 15 GAMES

DATE	OPPONENT	SCORE	ATS
2/9	vs LA Lakers	L 88-87	L (-3½)
2/10	at Toronto	L 86-74	L (-4)
2/12	vs Chicago	W 95-91	W (+1½)
2/15	vs Detroit	L 98-88	L (-9½)
2/16	at Chicago	L 89-80	L (+7½)
2/19	at Detroit	L 96-81	L (-4½)
2/20	at Dallas	L 89-73	L (+9½)
2/22	at Okla City	L 119-104	L (+8½)
2/28	at Cleveland	W 86-83	L (-3½)
2/29	vs Milwaukee	W 102-96	L (-6½)
3/2	vs New Jersey	W 107-94	W (-6)
3/4	vs New York	W 115-111	W (-1)
3/6	vs Houston	W 97-92	W (-4½)
3/7	at Philadelphia	L 103-71	L (+6)
3/9	vs Portland		

The Celtics usually rise to the occasion when they visit Staples Center, going 11-5 ATS (7-9 SU) in their past 16 regular-season road meetings with the Lakers. Boston is finally near full-strength in the health department and PG Rajon Rondo continues to dominate the tempo. He's racked up 12.3 APG in his first six games since the All-Star break. Rondo also has 39 assists and just six turnovers in his past three road meetings with the Lakers.

L.A. LAKERS LAST 15 GAMES

DATE	OPPONENT	SCORE	ATS
2/9	at Boston	W 88-87	W (+3½)
2/10	at New York	L 92-85	L (-4½)
2/12	at Toronto	W 94-92	L (-6)
2/14	vs Atlanta	W 86-78	W (-5)
2/17	vs Phoenix	W 111-99	W (-8)
2/19	at Phoenix	L 102-90	L (-2½)
2/20	vs Portland	W 103-92	W (-4)
2/22	at Dallas	W 96-91	W (+4½)
2/23	at Okla City	L 100-85	L (+7½)
2/29	vs Minnesota	W 104-85	W (-7)
3/2	vs Sacramento	W 115-107	L (-10)
3/4	vs Miami	W 93-83	W (+2½)
3/6	at Detroit	L 88-85	L (-5½)
3/7	at Washington	L 106-101	L (-7)
3/9	at Minnesota		



BOSTON.....87  
L.A. LAKERS.....89

PLAY ON:

**BOSTON +6½\***

\* = estimated line

Sunday, March 11, 8 pm ET (NBA TV)



**MEMPHIS**  
23-15 SU, 19-18-1 ATS

AT

**DENVER**  
22-18 SU, 23-17 ATS



MEMPHIS LAST 15 GAMES

DATE	OPPONENT	SCORE	ATS
2/6	vs San Antonio	L 89-84	L (+1)
2/8	vs Minnesota	W 85-80	L (-7½)
2/10	vs Indiana	W 98-92	W (-1½)
2/12	vs Utah	L 98-88	L (-6½)
2/14	vs Houston	W 93-83	W (-3)
2/15	at New Jersey	W 105-100	W (-3)
2/17	vs Denver	W 103-102	L (-4)
2/18	vs Golden State	W 104-103	L (-6)
2/20	at Houston	L 97-93	L (+3)
2/21	vs Philadelphia	W 89-76	W (+1½)
2/29	vs Dallas	W 96-85	W (-2½)
3/2	at Toronto	W 102-99	L (-3½)
3/3	vs Detroit	W 100-83	W (-8)
3/7	at Golden State	W 110-92	W (-1)
3/10	at Phoenix		

The thin air has not been kind to the Grizzlies, as they are 1-18 SU (6-13 ATS, 32%) in Denver since relocating to Memphis. The Nuggets have scored 121.0 PPG in the past four home meetings in this series. Despite the one-point loss to Cleveland on Wednesday, Denver has been playing well, and leading scorer Danilo Gallinari is close to 100 percent after missing time with a chip fracture in his foot. Grizzlies star PF Zach Randolph remains out (knee injury).

DENVER LAST 15 GAMES

DATE	OPPONENT	SCORE	ATS
2/9	vs Golden State	L 109-101	L (-6)
2/11	at Indiana	W 113-109	W (+3)
2/14	vs Phoenix	W 109-92	W (-10½)
2/15	at Dallas	L 102-84	L (+6½)
2/17	at Memphis	L 103-102	W (+4)
2/19	at Okla City	L 124-118	W (+8)
2/20	vs Minnesota	W 103-101	L (-3½)
2/22	at LA Clippers	L 103-95	W (+9)
2/23	vs San Antonio	L 114-99	L (+4)
2/29	vs Portland	W 104-95	W (-3)
3/2	at Houston	W 117-105	W (+3½)
3/4	at San Antonio	W 99-94	W (+7)
3/5	vs Sacramento	W 119-116	L (-9½)
3/7	vs Cleveland	L 100-99	L (-10)
3/9	vs New Orleans		



MEMPHIS.....98  
DENVER.....103

PLAY ON: **DENVER -2\***

\* = estimated line