

MORE AT foxsheets.com



statfox | NBA













APRIL 6-8

WEEKEND 6-PACK

\$19.95



APRIL 6-8

| | | | | |
|-------------------------------------------------------------------------------------|---------------------|-----------|---------------------|---------------------------------------------------------------------------------------|
|  | DETROIT | AT | ATLANTA |  |
|  | PORTLAND | AT | DALLAS |  |
|  | HOUSTON | AT | L.A. LAKERS |  |
|  | ORLANDO | AT | PHILADELPHIA |  |
|  | CHICAGO | AT | NEW YORK |  |
|  | PHILADELPHIA | AT | BOSTON |  |

Friday, April 6, 7:30 pm ET (NBA TV)



DETROIT
21-33 SU, 27-27 ATS

AT

ATLANTA
32-23 SU, 28-25-2 ATS



DETROIT LAST 15 GAMES

| DATE | OPPONENT | SCORE | ATS |
|------|----------------|-----------|----------|
| 3/9 | vs Atlanta | W 86-85 | W (+2) |
| 3/10 | vs Toronto | W 105-86 | W (-2) |
| 3/12 | at Utah | L 105-90 | L (+7) |
| 3/14 | at Sacramento | W 124-112 | W (+3½) |
| 3/16 | at Phoenix | L 109-101 | L (+5) |
| 3/18 | at LA Clippers | L 87-83 | W (+7) |
| 3/21 | at Denver | L 116-115 | W (+8) |
| 3/23 | vs Miami | L 88-73 | L (+9) |
| 3/24 | at New York | L 101-79 | L (+10½) |
| 3/26 | at Washington | W 79-77 | W (-1) |
| 3/28 | at Cleveland | W 87-75 | W (-1½) |
| 3/30 | at Chicago | L 83-71 | L (+11) |
| 3/31 | vs Charlotte | W 110-107 | L (-7½) |
| 4/3 | vs Orlando | W 102-95 | W (+1) |
| 4/5 | vs Washington | W 99-94 | L (-8) |

The Pistons have won five of six games, including three in a row. They have also played well against Atlanta recently, going 5-2-1 ATS in the past eight meetings, winning three of those matchups outright. The Hawks haven't been a great bet giving these many points, going 6-9 ATS in the past 15 instances when favored by nine points or more. Detroit is 39-24 ATS (62%) coming off an ATS defeat over the past two seasons and is 8-8 SU with zero days rest this year.

ATLANTA LAST 15 GAMES

| DATE | OPPONENT | SCORE | ATS |
|------|-----------------|-----------|----------|
| 3/11 | at Sacramento | W 106-99 | W (+1½) |
| 3/13 | at Denver | L 118-117 | W (+5½) |
| 3/14 | at LA Clippers | L 96-82 | L (+7) |
| 3/16 | vs Washington | W 102-88 | W (-11½) |
| 3/18 | at Cleveland | W 103-87 | W (-2½) |
| 3/19 | vs Boston | L 79-76 | L (-2) |
| 3/21 | vs Cleveland | W 103-102 | L (-7) |
| 3/23 | vs New Jersey | W 93-84 | W (-7) |
| 3/24 | at Washington | W 95-92 | P (-3) |
| 3/25 | vs Utah | W 139-133 | W (+1) |
| 3/27 | at Milwaukee | L 108-101 | L (+2) |
| 3/28 | vs Chicago | L 98-77 | L (+4) |
| 3/30 | vs New York | W 100-90 | W (-3) |
| 3/31 | at Philadelphia | L 95-90 | W (+7) |
| 4/4 | vs Charlotte | W 120-93 | W (-13) |



DETROIT.....91
ATLANTA.....96

PLAY ON: **DETROIT +9**

Friday, April 6, 8:30 pm ET



PORTLAND
26-29 SU, 26-29 ATS

AT

DALLAS
31-24 SU, 27-27-1 ATS



PORTLAND LAST 15 GAMES

| DATE | OPPONENT | SCORE | ATS |
|------|-----------------|-----------|---------|
| 3/10 | at Washington | W 110-99 | W (-6) |
| 3/13 | at Indiana | L 92-75 | L (+3) |
| 3/14 | at New York | L 121-79 | L (+6) |
| 3/16 | at Chicago | W 100-89 | W (+8½) |
| 3/18 | at Okla City | L 111-95 | L (+9) |
| 3/20 | vs Milwaukee | L 116-87 | L (-3½) |
| 3/22 | vs Memphis | W 97-93 | W (-1) |
| 3/23 | at LA Lakers | L 103-96 | W (+10) |
| 3/25 | vs Golden State | W 90-87 | L (-10) |
| 3/27 | vs Okla City | L 109-95 | L (+4½) |
| 3/29 | vs New Orleans | W 99-93 | L (-9) |
| 3/30 | at LA Clippers | L 98-97 | W (+9½) |
| 4/1 | vs Minnesota | W 119-106 | W (-3½) |
| 4/2 | vs Utah | L 102-97 | L (-2) |
| 4/4 | vs New Jersey | W 101-88 | W (-9) |

The Mavericks have a six-game home SU winning streak over the Blazers (4-2 ATS) and are 17-2 SU at home against Portland since 2003-04, winning nine of those games by double-digits. The Blazers are 7-19 SU (10-16 ATS) in road games this season, losing nine of their past 11 away from home. Portland beat New Jersey its last time out Wednesday, but hasn't won consecutive games since Jan. 23-24, going 5-20 (8-17 ATS) after an SU victory this season.

DALLAS LAST 15 GAMES

| DATE | OPPONENT | SCORE | ATS |
|------|-----------------|----------|----------|
| 3/8 | at Phoenix | L 96-94 | L (-3½) |
| 3/9 | at Sacramento | L 110-97 | L (-1½) |
| 3/10 | at Golden State | L 111-87 | L (+4) |
| 3/13 | vs Washington | W 107-98 | L (-12½) |
| 3/15 | vs Charlotte | W 101-96 | L (-14) |
| 3/17 | vs San Antonio | W 106-99 | W (-3) |
| 3/19 | at Denver | W 112-95 | W (+4½) |
| 3/21 | vs LA Lakers | L 109-93 | L (-4) |
| 3/23 | at San Antonio | L 104-87 | L (+4) |
| 3/24 | at Houston | W 101-99 | W (+3) |
| 3/27 | vs Houston | W 90-81 | W (-7) |
| 3/29 | at Miami | L 106-85 | L (+8½) |
| 3/30 | at Orlando | W 100-98 | W (+5) |
| 4/2 | vs LA Clippers | L 94-75 | L (-4½) |
| 4/4 | vs Memphis | W 95-85 | W (-5½) |



PORTLAND.....93
DALLAS.....101

PLAY ON: **DALLAS -6½**

Friday, April 6, 10:30 pm ET (NBA TV)



HOUSTON
29-25 SU, 28-25-1 ATS

AT

L.A. LAKERS
35-20 SU, 22-32-1 ATS



HOUSTON LAST 15 GAMES

| DATE | OPPONENT | SCORE | ATS |
|------|-----------------|-----------|----------|
| 3/7 | at Toronto | L 116-98 | L (-1½) |
| 3/10 | at New Jersey | W 112-106 | P (-6) |
| 3/11 | at Cleveland | L 118-107 | L (+2½) |
| 3/13 | at Okla City | W 104-103 | W (+11½) |
| 3/14 | vs Charlotte | W 107-87 | W (-8) |
| 3/17 | at LA Clippers | L 95-91 | W (+7½) |
| 3/18 | at Phoenix | L 99-86 | L (+5½) |
| 3/20 | vs LA Lakers | W 107-104 | W (+3) |
| 3/22 | vs Golden State | W 109-83 | W (-7½) |
| 3/24 | vs Dallas | L 101-99 | L (-3) |
| 3/26 | vs Sacramento | W 113-106 | W (-6) |
| 3/27 | at Dallas | L 90-81 | L (+7) |
| 3/30 | vs Memphis | W 98-89 | W (-2) |
| 4/1 | vs Indiana | L 104-102 | L (-3½) |
| 4/2 | at Chicago | W 99-93 | W (+8) |

L.A. is finding ways to barely beat inferior teams during a four-game SU win streak, going 2-10 ATS in the past 12 contests. The Lakers are just 7-14 ATS (33%) when favored by 6+ points this season, while Houston has four wins outright when tabbed as an underdog of at least six points. The Rockets had three days off to prepare for this matchup, while L.A. is playing in its sixth game in nine days. The Lakers are 16-30-1 ATS (35%) with 0-to-1 days of rest this year.

L.A. LAKERS LAST 15 GAMES

| DATE | OPPONENT | SCORE | ATS |
|------|-----------------|-----------|----------|
| 3/11 | vs Boston | W 97-94 | L (-5) |
| 3/13 | at Memphis | W 116-111 | W (+1) |
| 3/14 | at New Orleans | W 107-101 | W (-4½) |
| 3/16 | vs Minnesota | W 97-92 | L (-7½) |
| 3/18 | vs Utah | L 103-99 | L (-11) |
| 3/20 | at Houston | L 107-104 | L (-3) |
| 3/21 | at Dallas | W 109-93 | W (+4) |
| 3/23 | vs Portland | W 103-96 | L (-10) |
| 3/25 | vs Memphis | L 102-96 | L (-6½) |
| 3/27 | at Golden State | W 104-101 | L (-8) |
| 3/29 | vs Okla City | L 102-93 | L (-1) |
| 3/31 | vs New Orleans | W 88-85 | L (-12½) |
| 4/1 | vs Golden State | W 120-112 | L (-10) |
| 4/3 | vs New Jersey | W 91-87 | L (-8) |
| 4/4 | at LA Clippers | W 113-108 | W (+3) |



HOUSTON.....98
L.A. LAKERS.....99

PLAY ON: **HOUSTON +6**

Saturday, April 7, 8 pm ET (ESPN)



ORLANDO
32-23 SU, 28-27 ATS

AT

PHILADELPHIA
29-25 SU, 28-26 ATS



ORLANDO LAST 15 GAMES

| DATE | OPPONENT | SCORE | ATS |
|------|----------------|-----------|---------|
| 3/8 | at Chicago | W 99-94 | W (+6) |
| 3/11 | vs Indiana | W 107-94 | W (-5½) |
| 3/13 | vs Miami | W 104-98 | W (+4) |
| 3/14 | at San Antonio | L 122-111 | L (+7½) |
| 3/16 | vs New Jersey | W 86-70 | W (-12) |
| 3/18 | at Miami | L 91-81 | L (+9) |
| 3/19 | vs Chicago | L 85-59 | L (-2) |
| 3/21 | vs Phoenix | W 103-93 | W (-8) |
| 3/23 | vs Cleveland | W 93-80 | W (-9½) |
| 3/26 | at Toronto | W 117-101 | W (-6) |
| 3/28 | at New York | L 108-86 | L (-1½) |
| 3/30 | vs Dallas | L 100-98 | L (-5) |
| 4/1 | vs Denver | L 104-101 | L (-3½) |
| 4/3 | at Detroit | L 102-95 | L (-1) |
| 4/5 | vs New York | L 96-80 | L (-3) |

Philadelphia has dropped three of four SU and ATS, including horrific losses at Washington (97-76) and at home to Toronto (99-78). The Magic also have SU and ATS losses in four of their past five road games. But Orlando has been unusually successful at Philadelphia in recent visits, where it has won six of seven SU and six in a row ATS. And after a much-needed night off on Friday, the Magic should have C Dwight Howard and PG Jameer Nelson close to 100%.

PHILADELPHIA LAST 15 GAMES

| DATE | OPPONENT | SCORE | ATS |
|------|----------------|----------|---------|
| 3/7 | vs Boston | W 103-71 | W (-6) |
| 3/9 | vs Utah | W 104-91 | W (-7) |
| 3/11 | at New York | W 106-94 | W (+2½) |
| 3/14 | at Indiana | L 111-94 | L (-1) |
| 3/16 | vs Miami | L 84-78 | L (+4) |
| 3/17 | at Chicago | L 89-80 | L (+4) |
| 3/19 | at Charlotte | W 105-80 | W (-10) |
| 3/21 | vs New York | L 82-79 | L (-4) |
| 3/23 | vs Boston | W 99-86 | W (-7½) |
| 3/25 | at San Antonio | L 93-76 | L (+2½) |
| 3/27 | vs Cleveland | W 103-85 | W (-8½) |
| 3/30 | at Washington | L 97-76 | L (-8) |
| 3/31 | vs Atlanta | W 95-90 | L (-7) |
| 4/3 | at Miami | L 99-93 | W (+7) |
| 4/4 | vs Toronto | L 99-78 | L (-7½) |



ORLANDO.....88
PHILADELPHIA.....89

PLAY ON:

ORLANDO +4*

* = estimated line

Sunday, April 8, 1 pm ET (ABC)



CHICAGO
43-13 SU, 33-23 ATS

AT

NEW YORK
28-27 SU, 27-27-1 ATS



CHICAGO LAST 15 GAMES

| DATE | OPPONENT | SCORE | ATS |
|------|-----------------|-----------|----------|
| 3/8 | vs Orlando | L 99-94 | L (-6) |
| 3/10 | vs Utah | W 111-97 | W (-10½) |
| 3/12 | vs New York | W 104-99 | L (-8) |
| 3/14 | vs Miami | W 106-102 | W (+3) |
| 3/16 | vs Portland | L 100-89 | L (-8½) |
| 3/17 | vs Philadelphia | W 89-80 | W (-4) |
| 3/19 | at Orlando | W 85-59 | W (+2) |
| 3/21 | at Toronto | W 94-82 | W (-7) |
| 3/24 | vs Toronto | W 102-101 | L (-12½) |
| 3/26 | vs Denver | L 108-91 | L (-8) |
| 3/28 | at Atlanta | W 98-77 | W (-4) |
| 3/30 | vs Detroit | W 83-71 | W (-11) |
| 4/1 | at Okla City | L 92-78 | L (+6) |
| 4/2 | vs Houston | L 99-93 | L (-8) |
| 4/5 | vs Boston | W 93-86 | W (-6½) |

The Knicks have been on quite a run recently, going 10-3 (SU and ATS) in their past 13 games. Meanwhile, Chicago has split its past six contests (SU and ATS), including home losses to Denver and Houston. Bulls reigning MVP Derrick Rose says he'll return to action for this matchup, but he'll certainly be rusty after not playing since March 12. New York is 7-3 ATS in its past 10 games as an underdog of four points or less, including a perfect 3-0 ATS as a home 'dog.

NEW YORK LAST 15 GAMES

| DATE | OPPONENT | SCORE | ATS |
|------|-----------------|-----------|----------|
| 3/11 | vs Philadelphia | L 106-94 | L (-2½) |
| 3/12 | at Chicago | L 104-99 | W (+8) |
| 3/14 | vs Portland | W 121-79 | W (-6) |
| 3/16 | vs Indiana | W 115-100 | W (-4½) |
| 3/17 | at Indiana | W 102-88 | W (+4) |
| 3/20 | vs Toronto | W 106-87 | W (-8½) |
| 3/21 | at Philadelphia | W 82-79 | W (+4) |
| 3/23 | at Toronto | L 96-79 | L (-5) |
| 3/24 | vs Detroit | W 101-79 | W (-10½) |
| 3/26 | vs Milwaukee | W 89-80 | W (-4½) |
| 3/28 | vs Orlando | W 108-86 | W (+1½) |
| 3/30 | at Atlanta | L 100-90 | L (+3) |
| 3/31 | vs Cleveland | W 91-75 | W (-11) |
| 4/3 | at Indiana | L 112-104 | L (+5½) |
| 4/5 | at Orlando | W 96-80 | W (+3) |



CHICAGO.....94
NEW YORK.....92

PLAY ON:

NEW YORK +4*

* = estimated line

Sunday, April 8, 6 pm ET (NBA TV)



PHILADELPHIA

19-11 SU, 17-13 ATS

AT

BOSTON

30-24 SU, 26-28 ATS



PHILADELPHIA LAST 15 GAMES

| DATE | OPPONENT | SCORE | ATS |
|------|----------------|----------|---------|
| 3/9 | vs Utah | W 104-91 | W (-7) |
| 3/11 | at New York | W 106-94 | W (+2½) |
| 3/14 | at Indiana | L 111-94 | L (-1) |
| 3/16 | vs Miami | L 84-78 | L (+4) |
| 3/17 | at Chicago | L 89-80 | L (+4) |
| 3/19 | at Charlotte | W 105-80 | W (-10) |
| 3/21 | vs New York | L 82-79 | L (-4) |
| 3/23 | vs Boston | W 99-86 | W (-7½) |
| 3/25 | at San Antonio | L 93-76 | L (+2½) |
| 3/27 | vs Cleveland | W 103-85 | W (-8½) |
| 3/30 | at Washington | L 97-76 | L (-8) |
| 3/31 | vs Atlanta | W 95-90 | L (-7) |
| 4/3 | at Miami | L 99-93 | W (+7) |
| 4/4 | vs Toronto | L 99-78 | L (-8½) |
| 4/7 | vs Orlando | | |

The 76ers have crushed the Celtics in the two meetings this season, both at home in March, winning by 13 points and 32 points. But Boston won 13 of the previous 16 meetings, going 6-2 versus Philly at TD Garden. The Celtics main stars are finally healthy and the team has played very well during a brutal stretch of schedule, winning five of their past seven (SU and ATS). The Sixers are 1-5 SU (2-4 ATS) in the past six road games and are 2-8 SU as a road 'dog this year.

BOSTON LAST 15 GAMES

| DATE | OPPONENT | SCORE | ATS |
|------|-----------------|-----------|---------|
| 3/12 | at LA Clippers | W 94-85 | W (+5) |
| 3/14 | at Golden State | W 105-103 | L (-5) |
| 3/16 | at Sacramento | L 120-95 | L (-4) |
| 3/17 | at Denver | L 98-91 | L (+6) |
| 3/19 | at Atlanta | W 79-76 | W (+2) |
| 3/22 | at Milwaukee | W 100-91 | W (+4) |
| 3/23 | at Philadelphia | L 99-86 | L (+7½) |
| 3/25 | vs Washington | W 88-76 | W (-9½) |
| 3/26 | at Charlotte | W 102-95 | W (-6½) |
| 3/28 | vs Utah | W 94-82 | W (-3½) |
| 3/30 | at Minnesota | W 100-79 | W (-1) |
| 4/1 | vs Miami | W 91-72 | W (+4) |
| 4/4 | vs San Antonio | L 87-86 | L (-1) |
| 4/5 | at Chicago | L 93-86 | L (+6½) |
| 4/7 | at Indiana | | |



| | |
|--------------|----|
| PHILADELPHIA | 84 |
| BOSTON | 88 |

PLAY ON:

BOSTON -1 ½*

* = estimated line